2027-2031 Capital Budget

RESOLUTION 26-0499

Approved by Common Council - 8/13/26

Cover and Report Design by Bryan Stockus
Cover Photo by David Tauscher

Table of Contents

Introduction/Overview 1

- CIP Planning Structure 2
- Capital Budget Process Timeline 3
- Tax Incremental Financing (TIF) 4

Summary 6

- Funding Source 6
- Expenditure Category 7

Buildings & Grounds 9

- City Hall 10
- La Crosse Center 11
- Library 12
- Municipal Service Center 13
- Others 14

Capital Equipment 15

- General Government 16
  - Citywide 16
  - Engineering 17
  - Finance 18
  - Fire 19
  - Grounds and Buildings 20
  - Information Technology 21
  - La Crosse Center 22
  - Library 24
  - Parks, Recreation and Forestry 25
  - Planning and Development 27
  - Police 28
  - Refuse and Recycling 29
  - Streets 30
- Enterprise Funds 32
  - Airport 32
  - Sanitary Sewer Utility 33
  - Stormwater Utility 35
  - Water Utility 36

Flood Control, Harbors & Waterfront 38

Parks, Recreation & Forestry 39

Planning & Community Development 41

- Economic Development 42
- Housing 43
- Neighborhoods 44

Public Safety 45
Transportation & Utilities 46
Alleys 47
Streets 48
Streetscaping & Lighting 55
Utilities 57
Airport 60
Bridges 62
Supplemental Information 63
New Borrowing Requests 63
TIF Funded Project Requests 66
Unfunded Requests 67

Introduction/Overview

The City of La Crosse is pleased to submit the 2027-2031 Capital Improvement Plan (CIP) to the citizens of La Crosse and the City Council Members. The Plan is a 5-year plan, adopted by the City of La Crosse, detailing the capital outlays over the next 5 years that will serve and enrich the lives of City residents in line with the City's core values and mission. The CIP represents the City's plan for development and is intended to balance the City's capital needs with its fiscal responsibility and financial limitations. The five-year plan is reviewed on an annual basis to adjust for changing needs/priorities of the community and changing framework of ongoing projects.

CIP Appropriations

The first year in the Capital Improvement Plan is the year that actual appropriations are authorized by the Common Council. The remaining four years are guides for future development of City infrastructure.

Capital Improvement Plan Policies

The Capital Improvement Budget includes both Capital Equipment and Capital Projects. A Capital Project is defined in the municipal code as a project that is expected to have a useful life of over one year and provide a minimum asset value over $20,000. Capital Equipment is an outlay for equipment that is expected to have a useful life of over one year and a provide a minimum asset value over $10,000.

The City will prepare and adopt a 5-year Capital Improvement Plan (CIP) to systematically identify, plan, schedule, finance, track, and monitor capital projects to ensure cost effectiveness as well as conformance to established policies.

New projects and equipment that require annual operating and maintenance costs must be added to the appropriate department's annual operating budget.

Any unanticipated projects and equipment not previously listed in the capital budget requiring immediate funding from the Capital Budget will require a two-thirds vote by the Common Council members present at the time of adoption to be included.

Project implementation shall be the responsibility of the Board of Public Works. The Board of Public Works will ensure that all projects enumerated and funded in the adopted annual Capital Improvement Budget are designed, bid, purchased, and constructed.

CIP Planning Structure

Capital project and equipment requests are submitted to the Finance Dept by each Department in the City. The CIP consists of two separate documents: A Capital Project Budget and a Capital Equipment Budget. There are two main committees that oversee the planning of the CIP. The Board of Public Works reviews and approves the Capital Equipment requests. The review and approval of the Capital Projects is the responsibility of the City Planning Commission. These respective boards approve the recommended budgets for ultimate approval by the Common Council.

Mayor

Shaundel Washington-Spivey

Board of Public Works

Shaundel Washington-Spivey
Mayor and Presiding Officer

Tamra Dickinson
Council Member

Erin Goggin
Council Member

Matthew Gallager
City Engineer

Andrea Trane
Director of Planning

Chadwick Hawkins
Director of Finance

City Planning Commission

Shaundel Washington-Spivey
Mayor and Presiding Officer

Jennifer Trost
Council Member

Aron Newberry
Council Member

Matthew Gallager
City Engineer

James Cherf
Citizen Member

Elaine Yager
Citizen Member

Jacob Sciammas
Citizen Member

Olivia Stine
Council Member

James Szymalak
Citizen Member

Common Council

Tamra Dickinson
Council President, District 1

Erin Goggin
Council Member, District 2

Barb Janssen
Council Member, District 3

Larry Sleznikow
Council Member, District 4

Olivia Stine
Council Member, District 5

Chris Kahlow
Council Member, District 6

Gary Padesky
Council Member, District 7

Mackenzie Mindel
Council Member, District 8

Aron Newberry
Council Member, District 9

Jennifer Trost
Council Member, District 10

Crystal Bedford
Council Member, District 11

Lisa Weston
Council Member, District 12

Rosanne Northwood
Council Member, District 13

Capital Budget Process Timeline

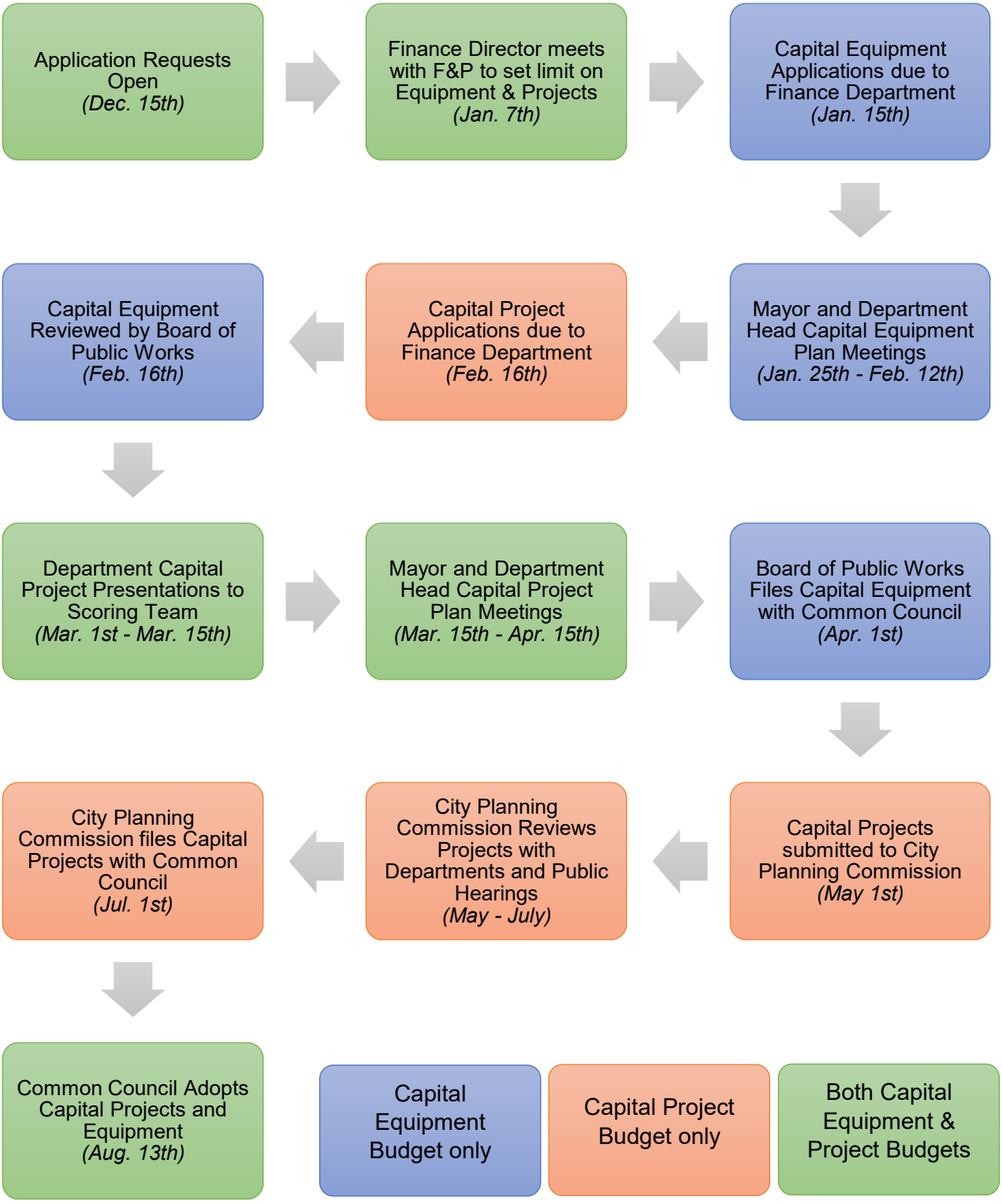

Tax Incremental Financing (TIF)

Tax Incremental Financing (TIF) generates tax revenue that can be used to fund infrastructure investment and other eligible projects that will facilitate private development. When a Tax Increment District (TID) is created, the current value of all the taxable property within the defined boundaries is established. This value is the "base value" of the TID. The taxes collected on this portion of the property value are shared by the overlying taxing jurisdictions, and once the TID is created this portion of the tax collections is allocated as it was at the creation of the TID. (See Figure 1)

Over the life of the TID, the county, school district, technical college and municipality collect taxes generated from the TID base value. Meanwhile, new construction and investment increase the value of the district. All of the taxes collected on the growth in value of the district (or the "value increment") are turned over to the City as "tax increment" revenue. The City uses this revenue stream to pay for improvements that it made within the district which were in the approved project plan.

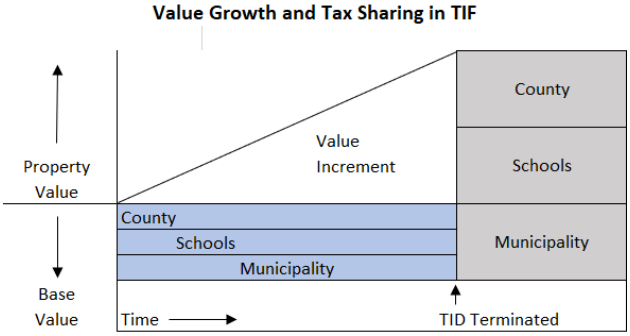

Figure 1

At the end of the maximum life period, or as soon as tax increments are collected in excess of total approved project costs, the TID is terminated. The entire value of the property that was in the TID is returned to the tax rolls of the overlying taxing jurisdictions. While the TID exists, the tax collections for each overlying jurisdiction are limited to the base value of the TID parcels. After termination of the TID, all of the overlying taxing jurisdictions share in a much larger tax base. Ideally this means that rates can be lowered to generate the same amount of revenue for the jurisdiction.

City of La Crosse Tax Incremental Districts

	Expenditure Period Deadline	TID Closure Date
TID 10 - Park Plaza	6/24/2025	6/12/2030
TID 11 - Gateway Redevelopment	10/12/2026	10/12/2031
TID 12 - Three Rivers Plaza	7/14/2027	7/14/2032
TID 13 - Kwik Trip	5/11/2021	5/11/2026
TID 14 - Gundersen Lutheran	8/24/2021	8/24/2026
TID 15 - Chart	8/8/2028	8/8/2033
TID 16 - LIPCO/Trane Plant 6	6/12/2029	6/12/2034
TID 17 - Lot C Downtown	9/28/2030	9/28/2035
TID 18 – River Point District	7/9/2042	7/9/2047
TID 19 – Kmart	7/9/2042	7/9/2047
TID 20 – Bridgeview Plaza	7/9/2042	7/9/2047

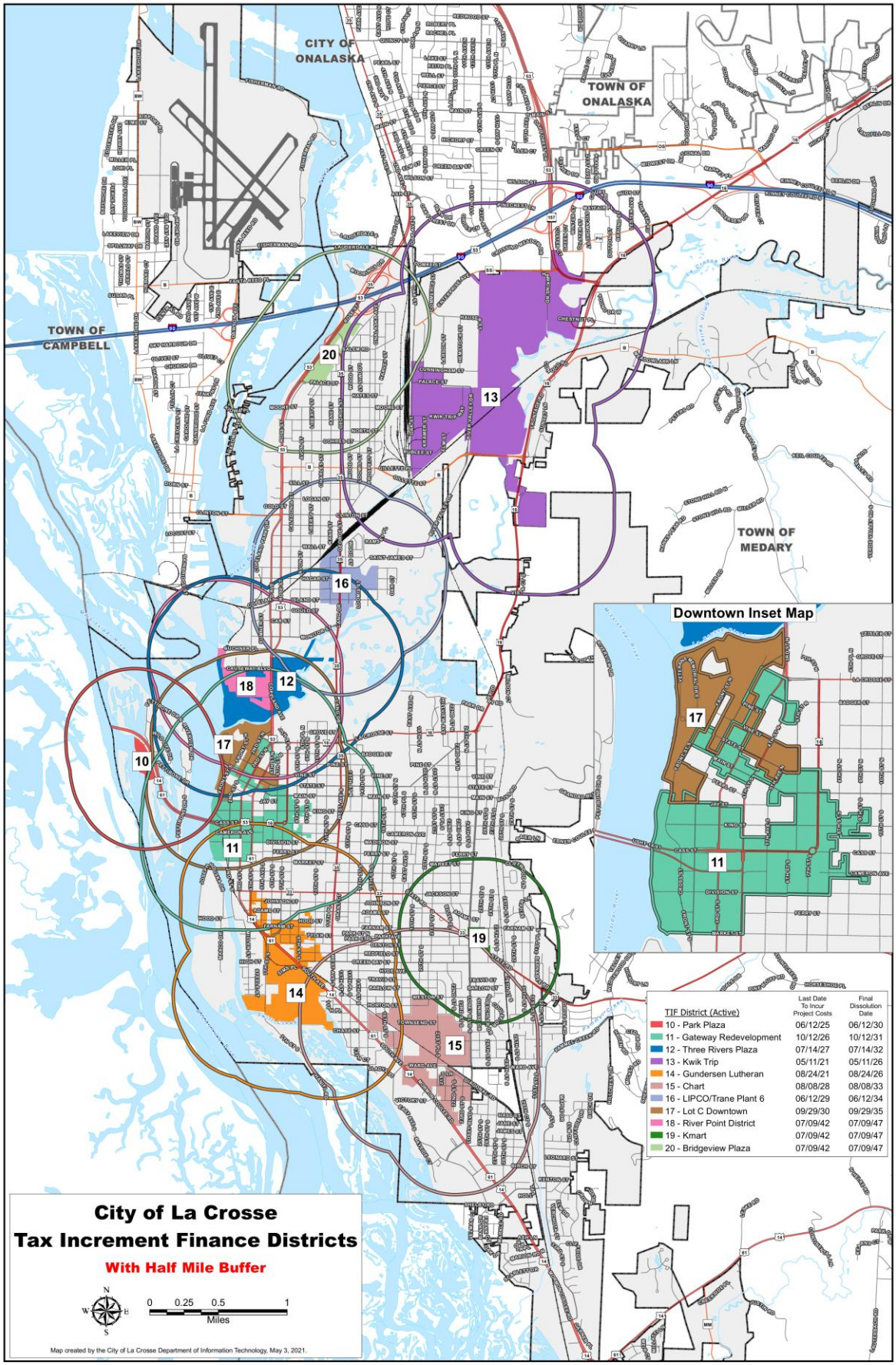

TIF District (Active)	Last Date To Incur Project Costs	Final Dissolution Date
10 - Park Plaza	06/12/25	06/12/30
11 - Gateway Redevelopment	10/12/26	10/12/31
12 - Three Rivers Plaza	07/14/27	07/14/32
13 - Kwik Trip	05/11/21	05/11/26
14 - Gundersen Lutheran	08/24/21	08/24/26
15 - Chart	08/08/28	08/08/33
16 - LIPCO/Trane Plant 6	06/12/29	06/12/34
17 - Lot C Downtown	09/29/30	09/29/35
18 - River Point District	07/09/42	07/09/47
19 - Kmart	07/09/42	07/09/47
20 - Bridgeview Plaza	07/09/42	07/09/47

Totals by Funding Source

2027 Total Funding	2027 New Borrowing	2027 City Funded
$59,726,566	**$13,907,566**	**$55,005,066**

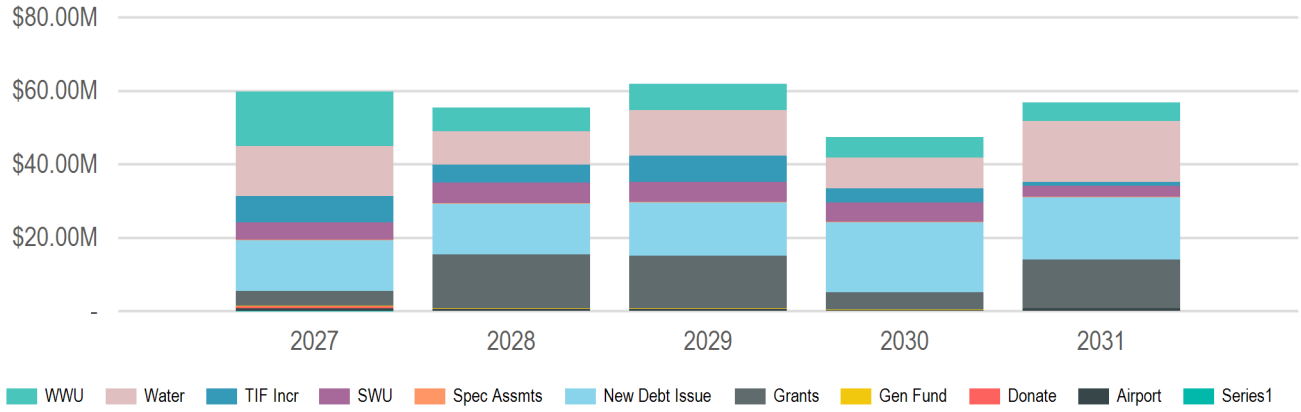

(In Thousands of Dollars)

Source	2027	2028	2029	2030	2031	Total
Borrowing	$13,907,566	$13,918,751	$14,641,078	$18,987,615	$16,896,254	**$78,351,264**
New Debt Issue	$13,907,566	$13,918,751	$14,641,078	$18,987,615	$16,896,254	**$78,351,264**
Donations & Outside Funding	$755,000	$225,000	-	-	-	**$980,000**
Donations	$755,000	$225,000	-	-	-	**$980,000**
Grants & Other Intergovernmental	$3,966,500	$14,669,400	$14,240,500	$4,784,000	$13,334,000	**$50,994,400**
Federal	$3,815,000	$14,160,400	$13,498,000	$4,500,000	$12,600,000	**$48,573,400**
Local	$34,000	$34,000	$34,000	$34,000	$34,000	**$170,000**
State	$117,500	$475,000	$708,500	$250,000	$700,000	**$2,251,000**
Operating Funds	$33,847,500	$21,428,500	$25,669,900	$19,515,000	$25,240,000	**$125,700,900**
Enterprise/Utility Funds	$33,817,500	$21,398,500	$25,639,900	$19,485,000	$25,240,000	**$125,580,900**
Airport Operating Funds	$620,000	$330,000	$458,500	$65,000	$450,000	**$1,923,500**
Passenger Facility Charges	$12,500	$145,000	$250,000	$250,000	$250,000	**$907,500**
Sanitary Sewer Utility Funds	$14,760,000	$6,390,000	$7,150,000	$5,570,000	$4,975,000	**$38,845,000**
Storm Water Utility Funds	$4,670,000	$5,508,500	$5,400,000	$5,230,000	$2,975,000	**$23,783,500**
Water Utility Funds	$13,755,000	$9,025,000	$12,381,400	$8,370,000	$16,590,000	**$60,121,400**
General Fund	$30,000	$30,000	$30,000	$30,000	-	**$120,000**
Police Operating Budget	$30,000	$30,000	$30,000	$30,000	-	**$120,000**
Special Funds	$70,000	-	-	-	-	**$70,000**
GREEN ISLAND LAND	$70,000	-	-	-	-	**$70,000**
Taxation	$7,180,000	$5,095,000	$7,295,000	$4,020,000	$1,220,000	**$24,810,000**
Special Assessments	$120,000	$120,000	$120,000	$120,000	$120,000	**$600,000**
TIF Increment	$7,060,000	$4,975,000	$7,175,000	$3,900,000	$1,100,000	**$24,210,000**
15 - Chart	$600,000	$400,000	-	-	-	**$1,000,000**
16 - LIPCO/Trane Plant 6	$660,000	$775,000	$750,000	-	-	**$2,185,000**
17 - Lot C Downtown	$200,000	$600,000	$4,800,000	$900,000	-	**$6,500,000**
18 - River Point District	$5,600,000	$3,200,000	$1,625,000	$3,000,000	$1,100,000	**$14,525,000**
New Borrowing Sub-Total	$13,907,566	$13,918,751	$14,641,078	$18,987,615	$16,896,254	**$78,351,264**
City Funded Sub-Total	$55,005,066	$40,442,251	$47,605,978	$42,522,615	$43,356,254	**$228,932,164**
Non-City Funded Sub-Total	$4,721,500	$14,894,400	$14,240,500	$4,784,000	$13,334,000	**$51,974,400**
	$59,726,566	**$55,336,651**	**$61,846,478**	**$47,306,615**	**$56,690,254**	**$280,906,564**

Totals by Expenditure Category

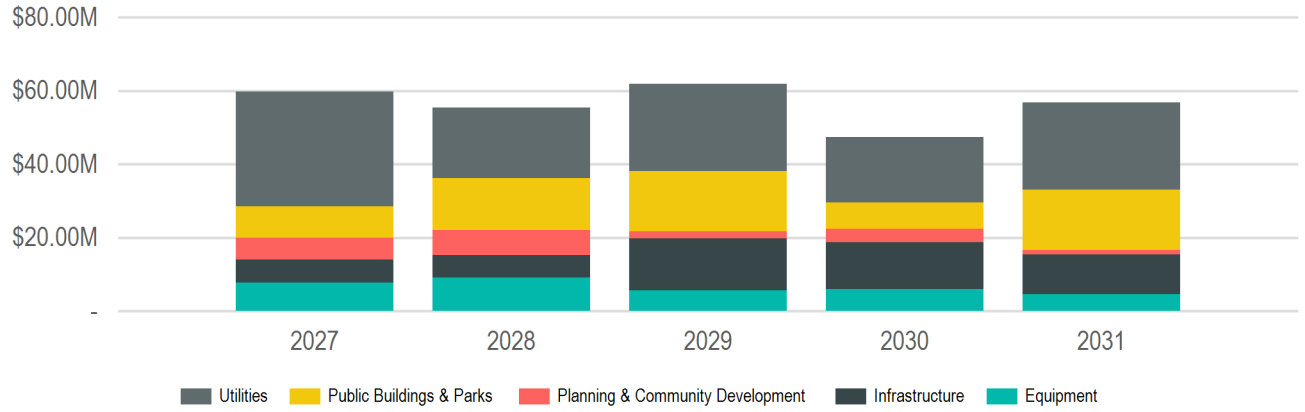

(In Thousands of Dollars)

Category	2027	2028	2029	2030	2031	Total
Equipment	$7,716,566	$9,031,251	$5,566,478	$6,006,615	$4,480,254	**$32,801,164**
Equipment and Tools	$1,754,000	$2,730,750	$1,463,000	$1,523,000	$1,200,000	**$8,670,750**
Technology Hardware and Software	$2,646,000	$2,104,500	$1,628,400	$1,800,000	$1,289,000	**$9,467,900**
Vehicles and Attachments	$3,316,566	$4,196,001	$2,475,078	$2,683,615	$1,991,254	**$14,662,514**
Infrastructure	$6,345,000	$6,235,000	$14,110,000	$12,790,000	$10,835,000	**$50,315,000**
Alleys	$50,000	$50,000	$50,000	$50,000	$50,000	**$250,000**
Bridges	$50,000	$50,000	$300,000	$50,000	$50,000	**$500,000**
Fiber & Telecommunications	$25,000	$95,000	$25,000	$70,000	-	**$215,000**
Streets	$5,990,000	$5,295,000	$12,480,000	$12,355,000	$10,260,000	**$46,380,000**
Bicycle and Pedestrian Improvements	$1,440,000	$895,000	$2,460,000	$355,000	$260,000	**$5,410,000**
DOT Projects	-	-	-	$200,000	-	**$200,000**
Street Improvements	$1,250,000	$950,000	$650,000	$950,000	$750,000	**$4,550,000**
Total Street Reconstruction	$2,100,000	$2,300,000	$8,350,000	$9,950,000	$8,250,000	**$30,950,000**
Traffic Signals	$1,200,000	$1,150,000	$1,020,000	$900,000	$1,000,000	**$5,270,000**
Streetscaping	$230,000	$745,000	$1,255,000	$265,000	$475,000	**$2,970,000**
Street Lighting	$115,000	$620,000	$1,125,000	$130,000	$335,000	**$2,325,000**
Streetscaping	$115,000	$125,000	$130,000	$135,000	$140,000	**$645,000**
Planning & Community Development	$5,860,000	$6,710,400	$1,925,000	$3,550,000	$1,300,000	**$19,345,400**
Economic Development	$360,000	$100,000	$100,000	$500,000	-	**$1,060,000**
Façade Renovation	$160,000	$100,000	$100,000	$100,000	-	**$460,000**
Other	$200,000	-	-	$400,000	-	**$600,000**
Floodplain Improvements	$300,000	$600,000	$200,000	-	$200,000	**$1,300,000**
Housing Rehabilitation	$400,000	-	-	-	-	**$400,000**
Miscellaneous	$4,300,000	$6,010,400	$1,625,000	$3,050,000	$1,100,000	**$16,085,400**
Neighborhoods	$500,000	-	-	-	-	**$500,000**
Public Buildings & Parks	$8,610,000	$14,210,000	$16,570,000	$7,210,000	$16,475,000	**$63,075,000**
Airport	$2,350,000	$9,500,000	$14,170,000	$5,000,000	$14,000,000	**$45,020,000**
Other Buildings	$250,000	$2,530,000	$620,000	-	-	**$3,400,000**
Runways and Taxiways	$2,100,000	$6,970,000	$13,550,000	$5,000,000	$14,000,000	**$41,620,000**
Parks	$4,670,000	$3,585,000	$2,330,000	$1,485,000	$615,000	**$12,685,000**
Aquatics Facilities	$400,000	-	$1,000,000	-	-	**$1,400,000**
Boat Docks	$3,500,000	-	-	-	-	**$3,500,000**
General Improvements	$100,000	$3,510,000	$60,000	$685,000	$125,000	**$4,480,000**
Recreation Facilities	$670,000	-	$200,000	$800,000	$490,000	**$2,160,000**
Trails	-	$75,000	$1,070,000	-	-	**$1,145,000**
Public Buildings	$1,590,000	$1,125,000	$70,000	$725,000	$1,860,000	**$5,370,000**
City Hall	$850,000	$220,000	-	$100,000	$1,625,000	**$2,795,000**
La Crosse Center Facility	$450,000	$405,000	$70,000	$500,000	$235,000	**$1,660,000**
Library	$190,000	-	-	-	-	**$190,000**
Municipal Service Center	$100,000	$500,000	-	$125,000	-	**$725,000**

Summary - Expenditure Category

Category	2027	2028	2029	2030	2031	Total
Utilities	$31,195,000	$19,150,000	$23,675,000	$17,750,000	$23,600,000	**$115,370,000**
Sanitary Sewer/Wastewater	$13,720,000	$5,100,000	$6,500,000	$4,600,000	$4,350,000	**$34,270,000**
Lift Stations	$700,000	$500,000	-	-	-	**$1,200,000**
Other	$870,000	-	-	-	-	**$870,000**
Sanitary Sewer Mains	$3,850,000	$3,400,000	$6,500,000	$4,600,000	$4,350,000	**$22,700,000**
Wastewater Treatment Plant	$8,300,000	$1,200,000	-	-	-	**$9,500,000**
Storm Sewer/Stormwater	$4,325,000	$5,150,000	$5,200,000	$5,050,000	$2,950,000	**$22,675,000**
Lift Stations	$100,000	$1,100,000	$1,350,000	$1,400,000	-	**$3,950,000**
Other	$550,000	$100,000	$100,000	$100,000	$100,000	**$950,000**
Storm Sewer Mains	$3,675,000	$3,950,000	$3,750,000	$3,550,000	$2,850,000	**$17,775,000**
Water	$13,150,000	$8,900,000	$11,975,000	$8,100,000	$16,300,000	**$58,425,000**
Other	$530,000	-	-	-	-	**$530,000**
Watermains	$5,000,000	$5,330,000	$8,975,000	$8,100,000	$6,300,000	**$33,705,000**
Wells, Pumphouses and Reservoir	$7,620,000	$3,570,000	$3,000,000	-	$10,000,000	**$24,190,000**

Buildings & Grounds

2027 Total Funding
$2,090,000

2027 New Borrowing
$1,365,000

2027 City Funded
$1,365,000

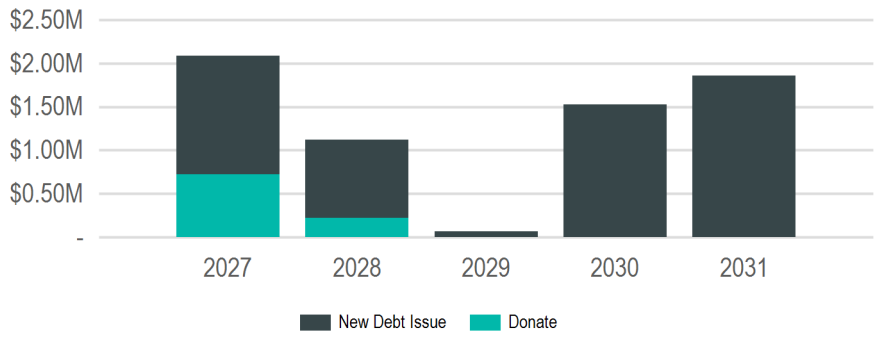

(In Thousands of Dollars)

Sub Groups

Sub Group	2027	2028	2029	2030	2031	Total
City Hall	$850,000	$220,000	-	$100,000	$1,625,000	**$2,795,000**
La Crosse Center	$450,000	$405,000	$70,000	$500,000	$235,000	**$1,660,000**
Library	$190,000	-	-	-	-	**$190,000**
Municipal Service Center	$100,000	$500,000	-	$125,000	-	**$725,000**
Others	$500,000	-	-	$800,000	-	**$1,300,000**
	$2,090,000	**$1,125,000**	**$70,000**	**$1,525,000**	**$1,860,000**	**$6,670,000**

Funding Sources

Source	2027	2028	2029	2030	2031	Total
Borrowing	$1,365,000	$900,000	$70,000	$1,525,000	$1,860,000	**$5,720,000**
New Debt Issue	$1,365,000	$900,000	$70,000	$1,525,000	$1,860,000	**$5,720,000**
Donations & Outside Funding	$725,000	$225,000	-	-	-	**$950,000**
Donations	$725,000	$225,000	-	-	-	**$950,000**
	$2,090,000	**$1,125,000**	**$70,000**	**$1,525,000**	**$1,860,000**	**$6,670,000**

City Hall

2027 Total Funding
$850,000

2027 New Borrowing
$850,000

2027 City Funded
$850,000

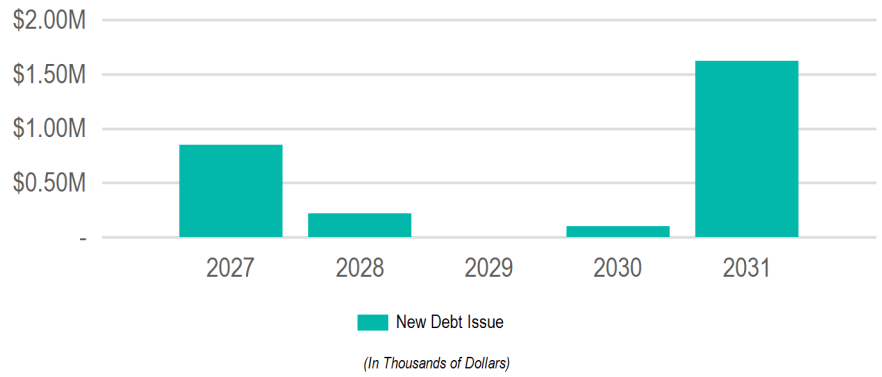

Funding Sources

Source	2027	2028	2029	2030	2031	Total
Borrowing	$850,000	$220,000	-	$100,000	$1,625,000	**$2,795,000**
New Debt Issue	$850,000	$220,000	-	$100,000	$1,625,000	**$2,795,000**
	$850,000	**$220,000**	**-**	**$100,000**	**$1,625,000**	**$2,795,000**

Requests

Funding Source	Past	2027	2028	2029	2030	2031	Total
[26562]: **City Hall Air Handler Replacement**							
Grounds and Buildings							
Borrowing - New Debt Issue	-	$750,000	$200,000	-	-	-	**$950,000**
	-	**$750,000**	**$200,000**	**-**	**-**	**-**	**$950,000**
[26561]: **City Hall Plumbing Repairs/Bathroom Remodel**							
Grounds and Buildings							
Borrowing - New Debt Issue	-	$100,000	-	-	$100,000	-	**$200,000**
	-	**$100,000**	**-**	**-**	**$100,000**	**-**	**$200,000**
[26542]: **Interior Building Networking Cable Replacement**							
Information Technology							
Borrowing - New Debt Issue	$125,000	-	$20,000	-	-	-	**$145,000**
	$125,000	**-**	**$20,000**	**-**	**-**	**-**	**$145,000**
[26563]: **City Hall Windows, Air Seal Replacements**							
Grounds and Buildings							
Borrowing - New Debt Issue	-	-	-	-	-	$1,500,000	**$1,500,000**
	-	**-**	**-**	**-**	**-**	**$1,500,000**	**$1,500,000**
[26564]: **City Hall Parking Lot**							
Grounds and Buildings							
Borrowing - New Debt Issue	-	-	-	-	-	$125,000	**$125,000**
	-	**-**	**-**	**-**	**-**	**$125,000**	**$125,000**

La Crosse Center

2027 Total Funding
$450,000

2027 New Borrowing
$225,000

2027 City Funded
$225,000

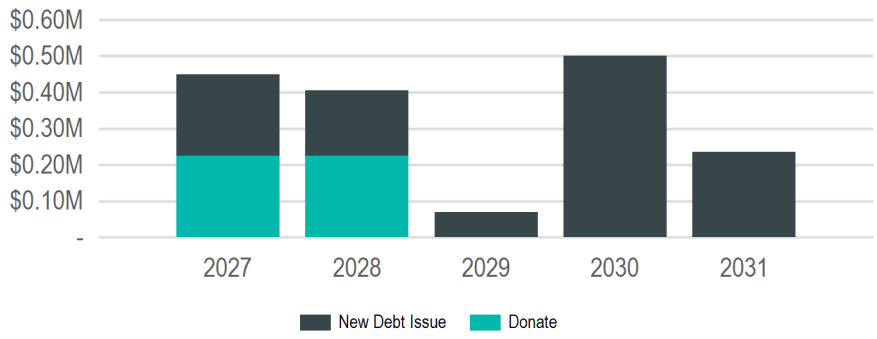

(In Thousands of Dollars)

Funding Sources

Source	2027	2028	2029	2030	2031	Total
Borrowing	$225,000	$180,000	$70,000	$500,000	$235,000	**$1,210,000**
New Debt Issue	$225,000	$180,000	$70,000	$500,000	$235,000	**$1,210,000**
Donations & Outside Funding	$225,000	$225,000	-	-	-	**$450,000**
Donations	$225,000	$225,000	-	-	-	**$450,000**
	$450,000	**$405,000**	**$70,000**	**$500,000**	**$235,000**	**$1,660,000**

Requests

Funding Source	Past	2027	2028	2029	2030	2031	Total
[26969]: **South Hall Renovation**							
La Crosse Center							
Borrowing - New Debt Issue	$110,000	$225,000	$180,000	-	-	-	**$515,000**
Outside - Donations	$225,000	$225,000	$225,000	-	-	-	**$675,000**
	$335,000	**$450,000**	**$405,000**	**-**	**-**	**-**	**$1,190,000**
[27102]: **Arena Updates**							
La Crosse Center							
Borrowing - New Debt Issue	-	-	-	$70,000	$500,000	-	**$570,000**
	-	**-**	**-**	**$70,000**	**$500,000**	**-**	**$570,000**
[26865]: **Freight Elevator Upgrade**							
La Crosse Center							
Borrowing - New Debt Issue	-	-	-	-	-	$185,000	**$185,000**
	-	**-**	**-**	**-**	**-**	**$185,000**	**$185,000**
[27106]: **Yearly Technology Infrastructure Upgrades**							
La Crosse Center							
Borrowing - New Debt Issue	-	-	-	-	-	$50,000	**$50,000**
	-	**-**	**-**	**-**	**-**	**$50,000**	**$50,000**

Library

2027 Total Funding
$190,000

2027 New Borrowing
$190,000

2027 City Funded
$190,000

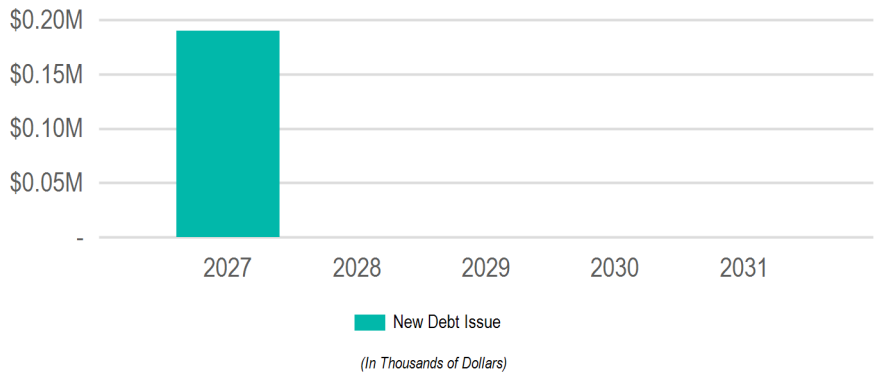

Funding Sources

Source	2027	2028	2029	2030	2031	Total
Borrowing	$190,000	-	-	-	-	**$190,000**
New Debt Issue	$190,000	-	-	-	-	**$190,000**
	$190,000	**-**	**-**	**-**	**-**	**$190,000**

Requests

Funding Source	Past	2027	2028	2029	2030	2031	Total
[27107]: **Library Parking Lot**							
Library							
Borrowing - New Debt Issue	-	$190,000	-	-	-	-	**$190,000**
	-	**$190,000**	**-**	**-**	**-**	**-**	**$190,000**

Municipal Service Center

2027 Total Funding
$100,000

2027 New Borrowing
$100,000

2027 City Funded
$100,000

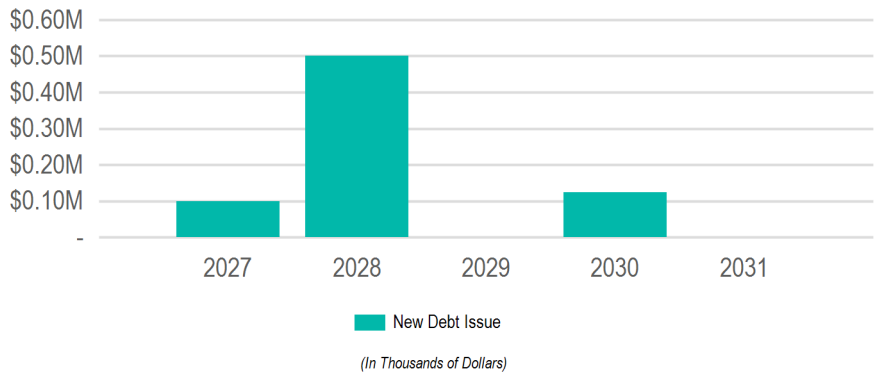

Funding Sources

Source	2027	2028	2029	2030	2031	Total
Borrowing	$100,000	$500,000	-	$125,000	-	**$725,000**
New Debt Issue	$100,000	$500,000	-	$125,000	-	**$725,000**
	$100,000	**$500,000**	**-**	**$125,000**	**-**	**$725,000**

Requests

Funding Source	Past	2027	2028	2029	2030	2031	Total
[26017]: **Municipal Service Center- New Buildings**							
Engineering; Municipal Transit Utility; Parking Utility; Parks; Recreation & Forestry; Refuse & Recycling; Streets							
Borrowing - New Debt Issue	-	$100,000	$500,000	-	-	-	**$600,000**
	-	**$100,000**	**$500,000**	**-**	**-**	**-**	**$600,000**
[26016]: **Securtiy Upgrades at MSC Grounds**							
Refuse & Recycling							
Borrowing - New Debt Issue	-	-	-	-	$125,000	-	**$125,000**
	-	**-**	**-**	**-**	**$125,000**	**-**	**$125,000**

Others

2027 Total Funding
$500,000

2027 New Borrowing

2027 City Funded

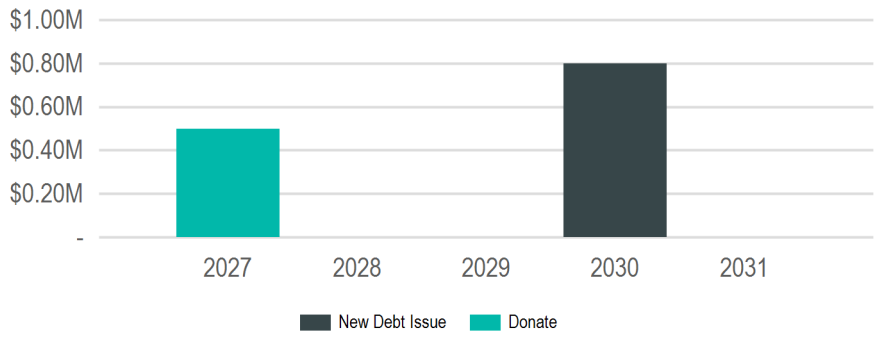

(In Thousands of Dollars)

Funding Sources

Source	2027	2028	2029	2030	2031	Total
Borrowing	-	-	-	$800,000	-	**$800,000**
New Debt Issue	-	-	-	$800,000	-	**$800,000**
Donations & Outside Funding	$500,000	-	-	-	-	**$500,000**
Donations	$500,000	-	-	-	-	**$500,000**
	$500,000	**-**	**-**	**$800,000**	**-**	**$1,300,000**

Requests

Funding Source	Past	2027	2028	2029	2030	2031	Total
[26029]: **Forest Hills Maintenance Shed**							
Parks; Recreation & Forestry							
Outside - Donations	-	$500,000	-	-	-	-	**$500,000**
	-	**$500,000**	**-**	**-**	**-**	**-**	**$500,000**
[26777]: **Green Island Ice Arena Roof**							
Parks; Recreation & Forestry							
Borrowing - New Debt Issue	-	-	-	-	$800,000	-	**$800,000**
	-	**-**	**-**	**-**	**$800,000**	**-**	**$800,000**

Capital Equipment

2027 Total Funding
$7,716,566

2027 New Borrowing
$5,372,566

2027 City Funded
$7,682,566

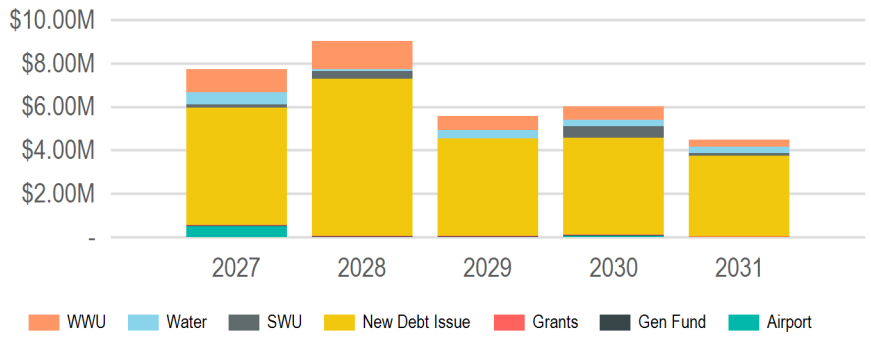

(In Thousands of Dollars)

Departments

Department	2027	2028	2029	2030	2031	Total
General Government	$5,436,566	$7,282,751	$4,535,078	$4,521,615	$3,740,254	**$25,516,264**
Citywide	$1,431,000	$779,500	$682,000	$825,000	$559,000	**$4,276,500**
Engineering	$60,000	$95,000	$70,000	$75,000	$80,000	**$380,000**
Finance	$11,000	-	-	-	-	**$11,000**
Fire	$40,000	$2,437,750	$25,000	-	-	**$2,502,750**
Grounds and Buildings	$25,000	-	-	-	-	**$25,000**
Information Technology	$470,000	$1,140,000	$890,000	$475,000	$630,000	**$3,605,000**
La Crosse Center	$335,000	$125,000	$115,000	$500,000	$255,000	**$1,330,000**
Library	$240,000	-	-	-	-	**$240,000**
Parks, Recreation and Forestry	$315,000	$135,000	$275,000	$380,000	$175,000	**$1,280,000**
Planning and Development	-	-	$90,000	-	-	**$90,000**
Police	$353,000	$433,000	$273,000	$273,000	$280,000	**$1,612,000**
Refuse and Recycling	$162,000	$175,000	$181,000	$188,000	-	**$706,000**
Streets	$1,994,566	$1,962,501	$1,934,078	$1,805,615	$1,761,254	**$9,458,014**
Enterprise Funds	$2,280,000	$1,748,500	$1,031,400	$1,485,000	$740,000	**$7,284,900**
Airport	$515,000	-	-	$65,000	-	**$580,000**
Sanitary Sewer Utility	$1,040,000	$1,290,000	$650,000	$620,000	$325,000	**$3,925,000**
Stormwater Utility	$145,000	$358,500	-	$530,000	$125,000	**$1,158,500**
Water Utility	$580,000	$100,000	$381,400	$270,000	$290,000	**$1,621,400**
	$7,716,566	**$9,031,251**	**$5,566,478**	**$6,006,615**	**$4,480,254**	**$32,801,164**

Funding Sources

Source	2027	2028	2029	2030	2031	Total
Borrowing	$5,372,566	$7,218,751	$4,471,078	$4,457,615	$3,706,254	**$25,226,264**
New Debt Issue	$5,372,566	$7,218,751	$4,471,078	$4,457,615	$3,706,254	**$25,226,264**
Grants & Other Intergovernmental	$34,000	$34,000	$34,000	$34,000	$34,000	**$170,000**
Local	$34,000	$34,000	$34,000	$34,000	$34,000	**$170,000**
Operating Funds	$2,310,000	$1,778,500	$1,061,400	$1,515,000	$740,000	**$7,404,900**
Enterprise/Utility Funds	$2,280,000	$1,748,500	$1,031,400	$1,485,000	$740,000	**$7,284,900**
General Fund	$30,000	$30,000	$30,000	$30,000	-	**$120,000**
	$7,716,566	**$9,031,251**	**$5,566,478**	**$6,006,615**	**$4,480,254**	**$32,801,164**

General Government - Citywide

2027 Total Funding
$1,431,000

2027 New Borrowing
$1,397,000

2027 City Funded
$1,397,000

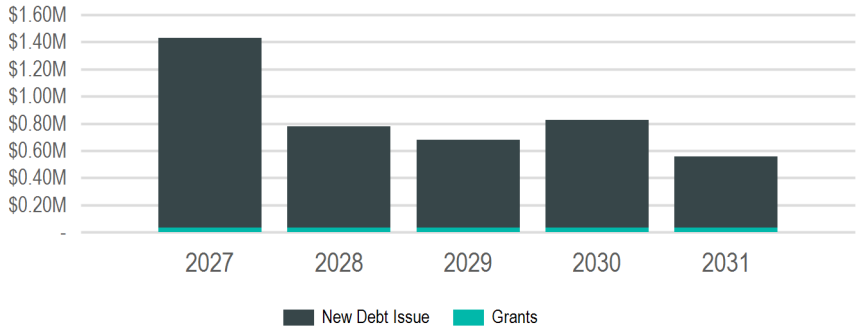

(In Thousands of Dollars)

Funding Sources

Source	2027	2028	2029	2030	2031	Total
Borrowing	$1,397,000	$745,500	$648,000	$791,000	$525,000	**$4,106,500**
New Debt Issue	$1,397,000	$745,500	$648,000	$791,000	$525,000	**$4,106,500**
Grants & Other Intergovernmental	$34,000	$34,000	$34,000	$34,000	$34,000	**$170,000**
Local	$34,000	$34,000	$34,000	$34,000	$34,000	**$170,000**
	$1,431,000	**$779,500**	**$682,000**	**$825,000**	**$559,000**	**$4,276,500**

Requests

Funding Source	Past	2027	2028	2029	2030	2031	Total
[E26422]: **Radio System Upgrades**							
Citywide							
Borrowing - New Debt Issue	-	$978,000	-	-	-	-	**$978,000**
	-	**$978,000**	**-**	**-**	**-**	**-**	**$978,000**
[E26275]: **P25 Radio System/NICE Logger/SUS/RSUS Service**							
Citywide							
Borrowing - New Debt Issue	-	$394,000	$410,000	$428,000	$446,000	$500,000	**$2,178,000**
Grants - Local	-	$34,000	$34,000	$34,000	$34,000	$34,000	**$170,000**
	-	**$428,000**	**$444,000**	**$462,000**	**$480,000**	**$534,000**	**$2,348,000**
[E27520]: **Radio tower site batteries**							
Citywide							
Borrowing - New Debt Issue	-	$25,000	-	-	-	$25,000	**$50,000**
	-	**$25,000**	**-**	**-**	**-**	**$25,000**	**$50,000**
[E26436]: **Motorola Handheld Radios**							
Citywide							
Borrowing - New Debt Issue	-	-	$220,000	$220,000	$320,000	-	**$760,000**
	-	**-**	**$220,000**	**$220,000**	**$320,000**	**-**	**$760,000**
[E26423]: **Copier/Printer Replacement**							
Citywide							
Borrowing - New Debt Issue	-	-	$115,500	-	-	-	**$115,500**
	-	**-**	**$115,500**	**-**	**-**	**-**	**$115,500**
[E27519]: **Plotters for Engineering and Planning Departments**							
Citywide							
Borrowing - New Debt Issue	-	-	-	-	$25,000	-	**$25,000**
	-	**-**	**-**	**-**	**$25,000**	**-**	**$25,000**

General Government - Engineering

2027 Total Funding
$60,000

2027 New Borrowing
$60,000

2027 City Funded
$60,000

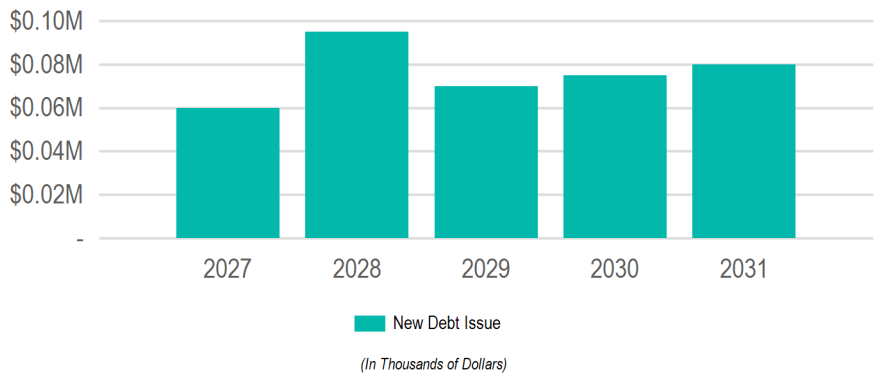

Funding Sources

Source	2027	2028	2029	2030	2031	Total
Borrowing	$60,000	$95,000	$70,000	$75,000	$80,000	**$380,000**
New Debt Issue	$60,000	$95,000	$70,000	$75,000	$80,000	**$380,000**
	$60,000	**$95,000**	**$70,000**	**$75,000**	**$80,000**	**$380,000**

Requests

Funding Source	Past	2027	2028	2029	2030	2031	Total
[E27484]: **Survey Vehicle Full-sized Pickup Truck**							
Engineering							
Borrowing - New Debt Issue	-	$60,000	-	$70,000	$75,000	$80,000	**$285,000**
	-	**$60,000**	**-**	**$70,000**	**$75,000**	**$80,000**	**$285,000**
[E27490]: **Sidewalk & ADA Coordinator Vehicle Compact Pickup Truck**							
Engineering							
Borrowing - New Debt Issue	-	-	$50,000	-	-	-	**$50,000**
	-	**-**	**$50,000**	**-**	**-**	**-**	**$50,000**
[E27491]: **Surveying GPS Receiver & Data Collector**							
Engineering							
Borrowing - New Debt Issue	-	-	$45,000	-	-	-	**$45,000**
	-	**-**	**$45,000**	**-**	**-**	**-**	**$45,000**

General Government - Finance

2027 Total Funding
$11,000

2027 New Borrowing
$11,000

2027 City Funded
$11,000

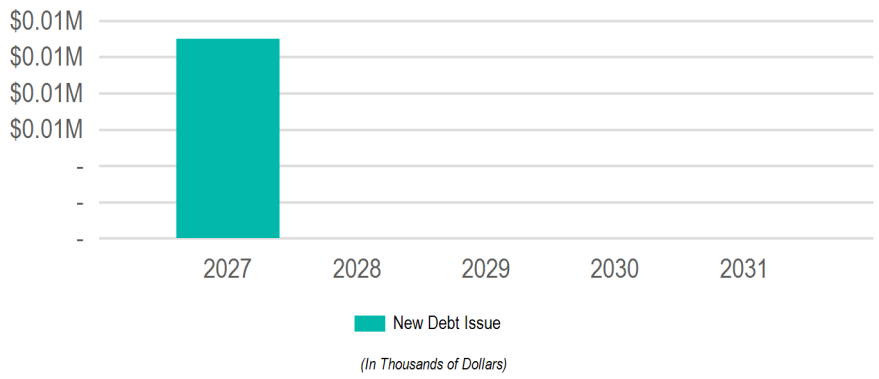

Funding Sources

Source	2027	2028	2029	2030	2031	Total
Borrowing	$11,000	-	-	-	-	**$11,000**
New Debt Issue	$11,000	-	-	-	-	**$11,000**
	$11,000	**-**	**-**	**-**	**-**	**$11,000**

Requests

Funding Source	Past	2027	2028	2029	2030	2031	Total
[E27501]: **Mail Machine Replacement**							
Finance							
Borrowing - New Debt Issue	-	$11,000	-	-	-	-	**$11,000**
	-	**$11,000**	**-**	**-**	**-**	**-**	**$11,000**

General Government - Fire

2027 Total Funding
$40,000

2027 New Borrowing
$40,000

2027 City Funded
$40,000

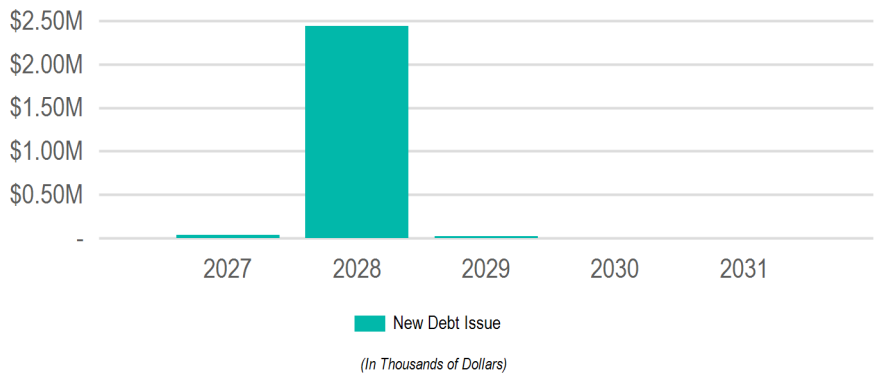

Funding Sources

Source	2027	2028	2029	2030	2031	Total
Borrowing	$40,000	$2,437,750	$25,000	-	-	**$2,502,750**
New Debt Issue	$40,000	$2,437,750	$25,000	-	-	**$2,502,750**
	$40,000	**$2,437,750**	**$25,000**	**-**	**-**	**$2,502,750**

Requests

Funding Source	Past	2027	2028	2029	2030	2031	Total
[E26109]: **Special Operations Teams and Urban Search and Rescue Response Equipment**							
Fire							
Borrowing - New Debt Issue	-	$40,000	-	-	-	-	**$40,000**
	-	**$40,000**	**-**	**-**	**-**	**-**	**$40,000**
[E26263]: **Quint/Aerial Ladder replacement**							
Fire							
Borrowing - New Debt Issue	-	-	$1,725,000	-	-	-	**$1,725,000**
	-	**-**	**$1,725,000**	**-**	**-**	**-**	**$1,725,000**
[E27514]: **SCBA Harnesses, Facepieces, Accessories**							
Fire							
Borrowing - New Debt Issue	-	-	$662,750	-	-	-	**$662,750**
	-	**-**	**$662,750**	**-**	**-**	**-**	**$662,750**
[E26097]: **Training Site - Equipment Improvements and Live Burn Engineering Requirements**							
Fire							
Borrowing - New Debt Issue	-	-	$50,000	-	-	-	**$50,000**
	-	**-**	**$50,000**	**-**	**-**	**-**	**$50,000**
[E26196]: **Thermal Imaging Cameras**							
Fire							
Borrowing - New Debt Issue	-	-	-	$25,000	-	-	**$25,000**
	-	**-**	**-**	**$25,000**	**-**	**-**	**$25,000**

General Government - Grounds and Buildings

2027 Total Funding
$25,000

2027 New Borrowing
$25,000

2027 City Funded
$25,000

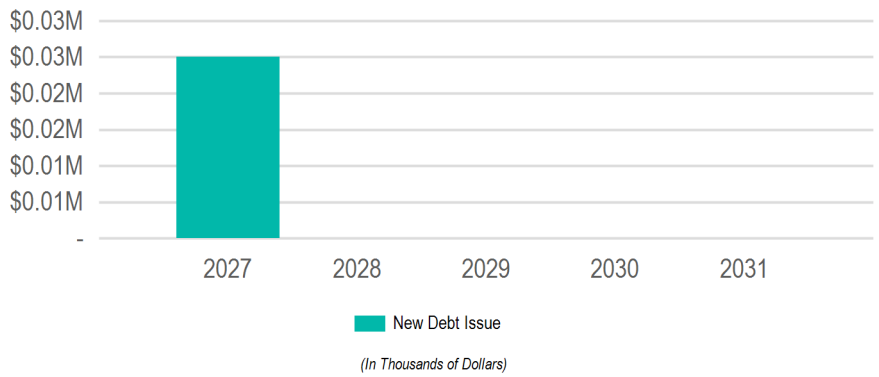

Funding Sources

Source	2027	2028	2029	2030	2031	Total
Borrowing	$25,000	-	-	-	-	**$25,000**
New Debt Issue	$25,000	-	-	-	-	**$25,000**
	$25,000	**-**	**-**	**-**	**-**	**$25,000**

Requests

Funding Source	Past	2027	2028	2029	2030	2031	Total
[E27497]: **Scrubber**							
Grounds and Buildings							
Borrowing - New Debt Issue	-	$25,000	-	-	-	-	**$25,000**
	-	**$25,000**	**-**	**-**	**-**	**-**	**$25,000**

General Government - Information Technology

2027 Total Funding
$470,000

2027 New Borrowing
$470,000

2027 City Funded
$470,000

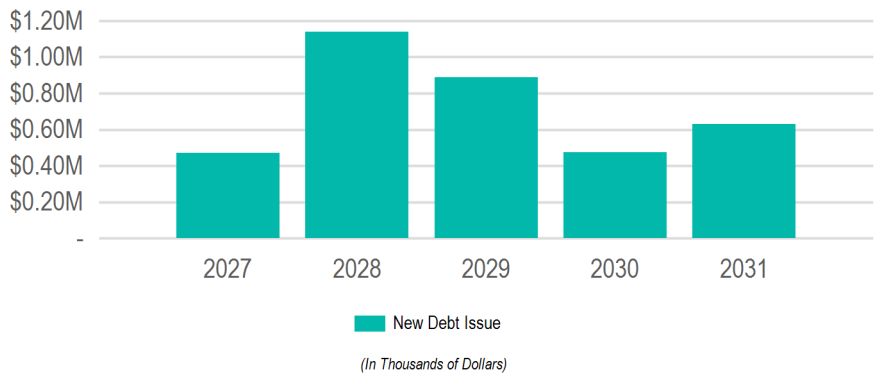

Funding Sources

Source	2027	2028	2029	2030	2031	Total
Borrowing	$470,000	$1,140,000	$890,000	$475,000	$630,000	**$3,605,000**
New Debt Issue	$470,000	$1,140,000	$890,000	$475,000	$630,000	**$3,605,000**
	$470,000	**$1,140,000**	**$890,000**	**$475,000**	**$630,000**	**$3,605,000**

Requests

Funding Source	Past	2027	2028	2029	2030	2031	Total
[E26105]: **Networking/Backbone Upgrades**							
Information Technology							
Borrowing - New Debt Issue	-	$380,000	$660,000	$425,000	$150,000	$400,000	**$2,015,000**
	-	**$380,000**	**$660,000**	**$425,000**	**$150,000**	**$400,000**	**$2,015,000**
[E26061]: **City Technology Upgrades**							
Information Technology							
Borrowing - New Debt Issue	-	$50,000	$440,000	$425,000	$265,000	$190,000	**$1,370,000**
	-	**$50,000**	**$440,000**	**$425,000**	**$265,000**	**$190,000**	**$1,370,000**
[E26101]: **Domain Awareness, Building Security and Smart City**							
Information Technology							
Borrowing - New Debt Issue	-	$40,000	$40,000	$40,000	$40,000	$40,000	**$200,000**
	-	**$40,000**	**$40,000**	**$40,000**	**$40,000**	**$40,000**	**$200,000**
[E26437]: **Server Room UPS Batteries**							
Information Technology							
Borrowing - New Debt Issue	-	-	-	-	$20,000	-	**$20,000**
	-	**-**	**-**	**-**	**$20,000**	**-**	**$20,000**

General Government - La Crosse Center

2027 Total Funding
$335,000

2027 New Borrowing
$335,000

2027 City Funded
$335,000

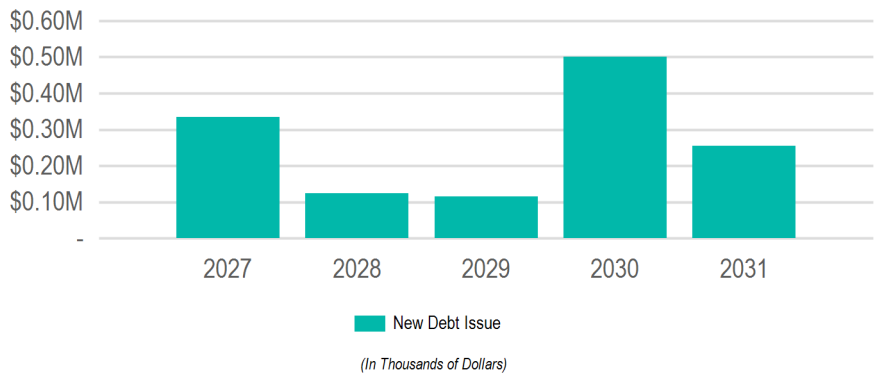

Funding Sources

Source	2027	2028	2029	2030	2031	Total
Borrowing	$335,000	$125,000	$115,000	$500,000	$255,000	**$1,330,000**
New Debt Issue	$335,000	$125,000	$115,000	$500,000	$255,000	**$1,330,000**
	$335,000	**$125,000**	**$115,000**	**$500,000**	**$255,000**	**$1,330,000**

Requests

Funding Source	Past	2027	2028	2029	2030	2031	Total
[E27487]: **Audio Visual Equipment Package**							
La Crosse Center							
Borrowing - New Debt Issue	-	$250,000	-	-	-	-	**$250,000**
	-	**$250,000**	**-**	**-**	**-**	**-**	**$250,000**
[E27494]: **Stage Deck Package**							
La Crosse Center							
Borrowing - New Debt Issue	-	$45,000	-	-	-	-	**$45,000**
	-	**$45,000**	**-**	**-**	**-**	**-**	**$45,000**
[E27486]: **Handheld Radios**							
La Crosse Center							
Borrowing - New Debt Issue	-	$40,000	-	-	-	-	**$40,000**
	-	**$40,000**	**-**	**-**	**-**	**-**	**$40,000**
[E26430]: **Generator**							
La Crosse Center							
Borrowing - New Debt Issue	-	-	$100,000	-	-	-	**$100,000**
	-	**-**	**$100,000**	**-**	**-**	**-**	**$100,000**
[E26456]: **Walk In Cooler**							
La Crosse Center							
Borrowing - New Debt Issue	-	-	$25,000	-	-	-	**$25,000**
	-	**-**	**$25,000**	**-**	**-**	**-**	**$25,000**
[E26453]: **Large Scrubber**							
La Crosse Center							
Borrowing - New Debt Issue	-	-	-	$100,000	-	-	**$100,000**
	-	**-**	**-**	**$100,000**	**-**	**-**	**$100,000**
[E26454]: **Carpet Sweeper Vacuum**							
La Crosse Center							
Borrowing - New Debt Issue	-	-	-	$15,000	-	-	**$15,000**
	-	**-**	**-**	**$15,000**	**-**	**-**	**$15,000**
[E26387]: **Video Score Board**							
La Crosse Center							
Borrowing - New Debt Issue	-	-	-	-	$500,000	-	**$500,000**
	-	**-**	**-**	**-**	**$500,000**	**-**	**$500,000**
[E27485]: **Chair Dollies**							
La Crosse Center							
Borrowing - New Debt Issue	-	-	-	-	-	$120,000	**$120,000**
	-	**-**	**-**	**-**	**-**	**$120,000**	**$120,000**

Requests

Funding Source	Past	2027	2028	2029	2030	2031	Total
[E26354]: **Scissors lift**							
La Crosse Center							
Borrowing - New Debt Issue	-	-	-	-	-	$60,000	**$60,000**
	-	**-**	**-**	**-**	**-**	**$60,000**	**$60,000**
[E27492]: **Wood Buffet with 4 Chafers and 4 Induction Warmers**							
La Crosse Center							
Borrowing - New Debt Issue	-	-	-	-	-	$50,000	**$50,000**
	-	**-**	**-**	**-**	**-**	**$50,000**	**$50,000**
[E27493]: **Mobile Beverage Carts**							
La Crosse Center							
Borrowing - New Debt Issue	-	-	-	-	-	$25,000	**$25,000**
	-	**-**	**-**	**-**	**-**	**$25,000**	**$25,000**

General Government - Library

2027 Total Funding
$240,000

2027 New Borrowing
$240,000

2027 City Funded
$240,000

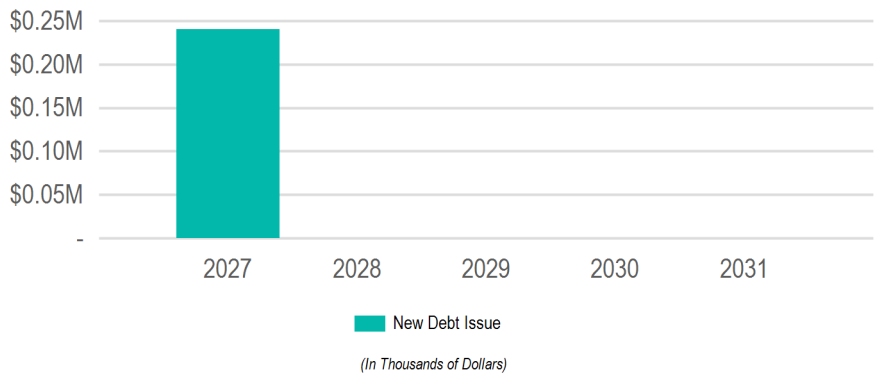

Funding Sources

Source	2027	2028	2029	2030	2031	Total
Borrowing	$240,000	-	-	-	-	**$240,000**
New Debt Issue	$240,000	-	-	-	-	**$240,000**
	$240,000	**-**	**-**	**-**	**-**	**$240,000**

Requests

Funding Source	Past	2027	2028	2029	2030	2031	Total
[E26481]: **Lending Library Kiosk**							
Library							
Borrowing - New Debt Issue	-	$120,000	-	-	-	-	**$120,000**
	-	**$120,000**	**-**	**-**	**-**	**-**	**$120,000**
[E27483]: **Generator**							
Library							
Borrowing - New Debt Issue	-	$120,000	-	-	-	-	**$120,000**
	-	**$120,000**	**-**	**-**	**-**	**-**	**$120,000**

General Government - Parks, Recreation and Forestry

2027 Total Funding
$315,000

2027 New Borrowing
$315,000

2027 City Funded
$315,000

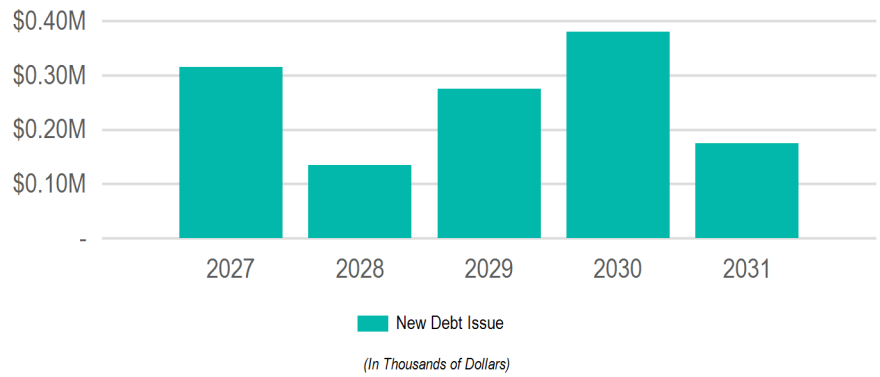

Funding Sources

Source	2027	2028	2029	2030	2031	Total
Borrowing	$315,000	$135,000	$275,000	$380,000	$175,000	**$1,280,000**
New Debt Issue	$315,000	$135,000	$275,000	$380,000	$175,000	**$1,280,000**
	$315,000	**$135,000**	**$275,000**	**$380,000**	**$175,000**	**$1,280,000**

Requests

Funding Source	Past	2027	2028	2029	2030	2031	Total
[E26266]: **Aerial Lift Truck**							
Parks, Recreation and Forestry							
Borrowing - New Debt Issue	-	$315,000	-	-	-	-	**$315,000**
	-	**$315,000**	**-**	**-**	**-**	**-**	**$315,000**
[E26410]: **Lawn Mower**							
Parks, Recreation and Forestry							
Borrowing - New Debt Issue	-	-	$75,000	-	-	-	**$75,000**
	-	**-**	**$75,000**	**-**	**-**	**-**	**$75,000**
[E26239]: **Turf Gator**							
Parks, Recreation and Forestry							
Borrowing - New Debt Issue	-	-	$35,000	-	-	-	**$35,000**
	-	**-**	**$35,000**	**-**	**-**	**-**	**$35,000**
[E27508]: **Zero Turn Lawn Mower**							
Parks, Recreation and Forestry							
Borrowing - New Debt Issue	-	-	$25,000	-	-	-	**$25,000**
	-	**-**	**$25,000**	**-**	**-**	**-**	**$25,000**
[E26325]: **Front End Loader**							
Parks, Recreation and Forestry							
Borrowing - New Debt Issue	-	-	-	$150,000	-	-	**$150,000**
	-	**-**	**-**	**$150,000**	**-**	**-**	**$150,000**
[E26428]: **Zero Turn Mowers**							
Parks, Recreation and Forestry							
Borrowing - New Debt Issue	-	-	-	$50,000	-	-	**$50,000**
	-	**-**	**-**	**$50,000**	**-**	**-**	**$50,000**
[E26401]: **Greens Mower**							
Parks, Recreation and Forestry							
Borrowing - New Debt Issue	-	-	-	$47,000	-	-	**$47,000**
	-	**-**	**-**	**$47,000**	**-**	**-**	**$47,000**
[E26411]: **Driving Range Picker**							
Parks, Recreation and Forestry							
Borrowing - New Debt Issue	-	-	-	$28,000	-	-	**$28,000**
	-	**-**	**-**	**$28,000**	**-**	**-**	**$28,000**
[E26345]: **Dump Truck**							
Parks, Recreation and Forestry							
Borrowing - New Debt Issue	-	-	-	-	$230,000	-	**$230,000**
	-	**-**	**-**	**-**	**$230,000**	**-**	**$230,000**

Requests

Funding Source	Past	2027	2028	2029	2030	2031	Total
[E26440]: **Utility Tractor**							
Parks, Recreation and Forestry							
Borrowing - New Debt Issue	-	-	-	-	$75,000	-	**$75,000**
	-	**-**	**-**	**-**	**$75,000**	**-**	**$75,000**
[E26441]: **Mini Skidsteer**							
Parks, Recreation and Forestry							
Borrowing - New Debt Issue	-	-	-	-	$75,000	-	**$75,000**
	-	**-**	**-**	**-**	**$75,000**	**-**	**$75,000**
[E27521]: **Flatbed Truck**							
Parks, Recreation and Forestry							
Borrowing - New Debt Issue	-	-	-	-	-	$100,000	**$100,000**
	-	**-**	**-**	**-**	**-**	**$100,000**	**$100,000**
[E27513]: **UTV**							
Parks, Recreation and Forestry							
Borrowing - New Debt Issue	-	-	-	-	-	$50,000	**$50,000**
	-	**-**	**-**	**-**	**-**	**$50,000**	**$50,000**
[E27522]: **Ballfield Groomer**							
Parks, Recreation and Forestry							
Borrowing - New Debt Issue	-	-	-	-	-	$25,000	**$25,000**
	-	**-**	**-**	**-**	**-**	**$25,000**	**$25,000**

General Government - Planning and Development

2027 Total Funding

2027 New Borrowing

2027 City Funded

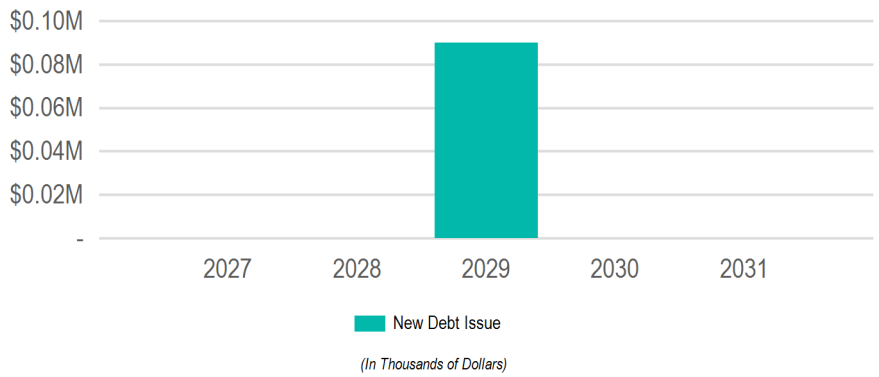

Funding Sources

Source	2027	2028	2029	2030	2031	Total
Borrowing	-	-	$90,000	-	-	**$90,000**
New Debt Issue	-	-	$90,000	-	-	**$90,000**
	-	**-**	**$90,000**	**-**	**-**	**$90,000**

Requests

Funding Source	Past	2027	2028	2029	2030	2031	Total
[E26480]: **Vehicles**							
Planning and Development							
Borrowing - New Debt Issue	-	-	-	$90,000	-	-	**$90,000**
	-	**-**	**-**	**$90,000**	**-**	**-**	**$90,000**

General Government - Police

2027 Total Funding
$353,000

2027 New Borrowing
$323,000

2027 City Funded
$353,000

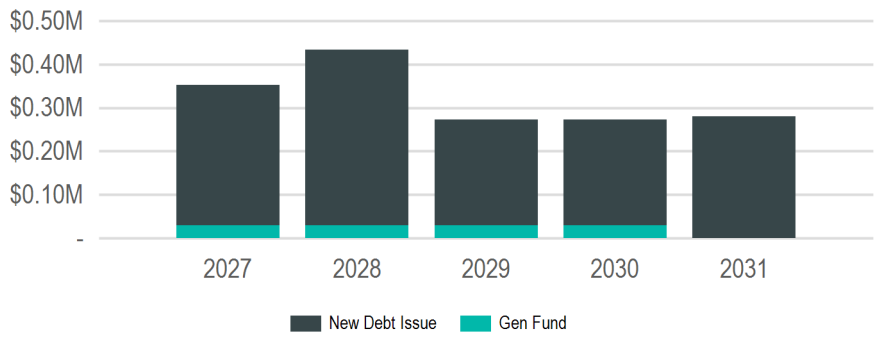

(In Thousands of Dollars)

Funding Sources

Source	2027	2028	2029	2030	2031	Total
Borrowing	$323,000	$403,000	$243,000	$243,000	$280,000	**$1,492,000**
New Debt Issue	$323,000	$403,000	$243,000	$243,000	$280,000	**$1,492,000**
Operating Funds	$30,000	$30,000	$30,000	$30,000	-	**$120,000**
General Fund	$30,000	$30,000	$30,000	$30,000	-	**$120,000**
	$353,000	**$433,000**	**$273,000**	**$273,000**	**$280,000**	**$1,612,000**

Requests

Funding Source	Past	2027	2028	2029	2030	2031	Total
[E26450]: **Body-Worn Cameras/Squad Cameras**							
Police							
Borrowing - New Debt Issue	-	$185,000	$185,000	$185,000	$185,000	$222,000	**$962,000**
	-	**$185,000**	**$185,000**	**$185,000**	**$185,000**	**$222,000**	**$962,000**
[E27500]: **Special Events Team Equipment**							
Police							
Borrowing - New Debt Issue	-	$60,000	-	-	-	-	**$60,000**
	-	**$60,000**	**-**	**-**	**-**	**-**	**$60,000**
[E26449]: **Tasers**							
Police							
Borrowing - New Debt Issue	-	$58,000	$58,000	$58,000	$58,000	$58,000	**$290,000**
	-	**$58,000**	**$58,000**	**$58,000**	**$58,000**	**$58,000**	**$290,000**
[E26051]: **Bullet Resistant Vests**							
Police							
Borrowing - New Debt Issue	-	$20,000	$20,000	-	-	-	**$40,000**
Operating - General - Police Operating Budget (Dept 850)	-	$30,000	$30,000	$30,000	$30,000	-	**$120,000**
	-	**$50,000**	**$50,000**	**$30,000**	**$30,000**	**-**	**$160,000**
[E26421]: **Motorola Handheld Radios**							
Police							
Borrowing - New Debt Issue	-	-	$140,000	-	-	-	**$140,000**
	-	**-**	**$140,000**	**-**	**-**	**-**	**$140,000**

General Government - Refuse and Recycling

2027 Total Funding
$162,000

2027 New Borrowing
$162,000

2027 City Funded
$162,000

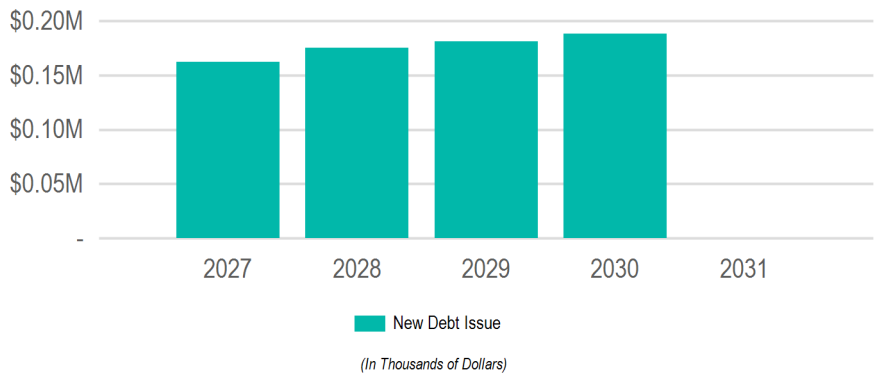

Funding Sources

Source	2027	2028	2029	2030	2031	Total
Borrowing	$162,000	$175,000	$181,000	$188,000	-	**$706,000**
New Debt Issue	$162,000	$175,000	$181,000	$188,000	-	**$706,000**
	$162,000	**$175,000**	**$181,000**	**$188,000**	**-**	**$706,000**

Requests

Funding Source	Past	2027	2028	2029	2030	2031	Total
[E26049]: **Leaf Vacuum Collector**							
Refuse and Recycling							
Borrowing - New Debt Issue	-	$162,000	$175,000	$181,000	$188,000	-	**$706,000**
	-	**$162,000**	**$175,000**	**$181,000**	**$188,000**	**-**	**$706,000**

General Government - Streets

2027 Total Funding
$1,994,566

2027 New Borrowing
$1,994,566

2027 City Funded
$1,994,566

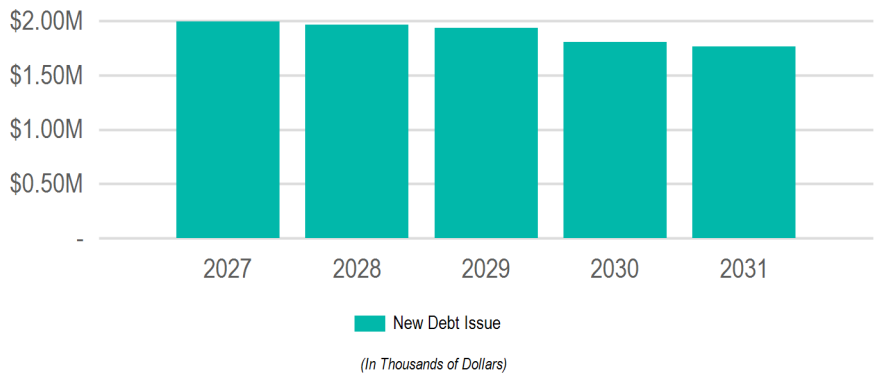

Funding Sources

Source	2027	2028	2029	2030	2031	Total
Borrowing	$1,994,566	$1,962,501	$1,934,078	$1,805,615	$1,761,254	**$9,458,014**
New Debt Issue	$1,994,566	$1,962,501	$1,934,078	$1,805,615	$1,761,254	**$9,458,014**
	$1,994,566	**$1,962,501**	**$1,934,078**	**$1,805,615**	**$1,761,254**	**$9,458,014**

Requests

Funding Source	Past	2027	2028	2029	2030	2031	Total
[E26086]: **Tandem Axle Dump Truck with Front and Wing Plow**							
Streets							
Borrowing - New Debt Issue	-	$774,586	$355,680	$369,992	$390,000	$400,000	**$2,290,258**
	-	**$774,586**	**$355,680**	**$369,992**	**$390,000**	**$400,000**	**$2,290,258**
[E26087]: **Single Axle Dump Truck w/Plow**							
Streets							
Borrowing - New Debt Issue	-	$564,980	$876,821	$909,086	$635,615	$661,254	**$3,647,756**
	-	**$564,980**	**$876,821**	**$909,086**	**$635,615**	**$661,254**	**$3,647,756**
[E26091]: **Quad Axle Dump Truck**							
Streets							
Borrowing - New Debt Issue	-	$285,000	-	$290,000	-	-	**$575,000**
	-	**$285,000**	**-**	**$290,000**	**-**	**-**	**$575,000**
[E26316]: **Loader**							
Streets							
Borrowing - New Debt Issue	-	$285,000	$300,000	$185,000	-	-	**$770,000**
	-	**$285,000**	**$300,000**	**$185,000**	**-**	**-**	**$770,000**
[E27499]: **Pick up Truck**							
Streets							
Borrowing - New Debt Issue	-	$85,000	-	-	$75,000	$75,000	**$235,000**
	-	**$85,000**	**-**	**-**	**$75,000**	**$75,000**	**$235,000**
[E26448]: **Skid Steer**							
Streets							
Borrowing - New Debt Issue	-	-	$125,000	-	-	-	**$125,000**
	-	**-**	**$125,000**	**-**	**-**	**-**	**$125,000**
[E26459]: **Sidewalk Machine**							
Streets							
Borrowing - New Debt Issue	-	-	$115,000	-	$300,000	-	**$415,000**
	-	**-**	**$115,000**	**-**	**$300,000**	**-**	**$415,000**
[E26317]: **Crack Filler/ Patcher**							
Streets							
Borrowing - New Debt Issue	-	-	$90,000	-	-	-	**$90,000**
	-	**-**	**$90,000**	**-**	**-**	**-**	**$90,000**
[E26452]: **Concrete Saw**							
Streets							
Borrowing - New Debt Issue	-	-	$50,000	-	$55,000	-	**$105,000**
	-	**-**	**$50,000**	**-**	**$55,000**	**-**	**$105,000**

Requests

Funding Source	Past	2027	2028	2029	2030	2031	Total
[E26460]: **Tag Trailer**							
Streets							
Borrowing - New Debt Issue	-	-	$50,000	-	$100,000	-	**$150,000**
	-	**-**	**$50,000**	**-**	**$100,000**	**-**	**$150,000**
[E26417]: **Aerial Platform Truck**							
Streets							
Borrowing - New Debt Issue	-	-	-	$180,000	-	-	**$180,000**
	-	**-**	**-**	**$180,000**	**-**	**-**	**$180,000**
[E26464]: **Snow Blower for Loader**							
Streets							
Borrowing - New Debt Issue	-	-	-	-	$250,000	-	**$250,000**
	-	**-**	**-**	**-**	**$250,000**	**-**	**$250,000**
[E27496]: **Paver**							
Streets							
Borrowing - New Debt Issue	-	-	-	-	-	$500,000	**$500,000**
	-	**-**	**-**	**-**	**-**	**$500,000**	**$500,000**
[E27498]: **Sign Making Equipment**							
Streets							
Borrowing - New Debt Issue	-	-	-	-	-	$125,000	**$125,000**
	-	**-**	**-**	**-**	**-**	**$125,000**	**$125,000**

Enterprise Funds - Airport

2027 Total Funding
$515,000

2027 New Borrowing

2027 City Funded
$515,000

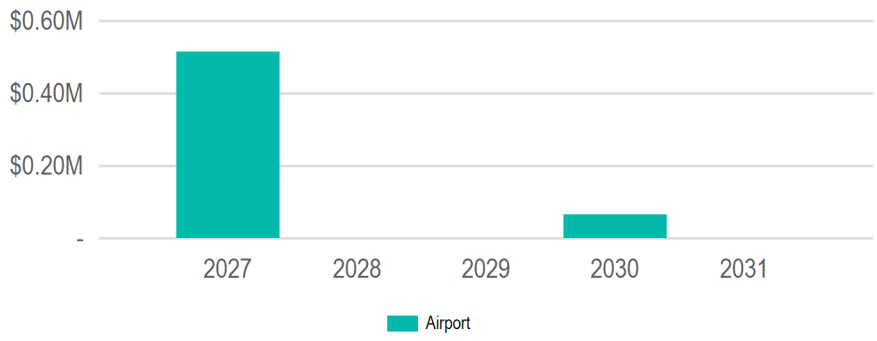

(In Thousands of Dollars)

Funding Sources

Source	2027	2028	2029	2030	2031	Total
Operating Funds	$515,000	-	-	$65,000	-	**$580,000**
Enterprise/Utility Funds	$515,000	-	-	$65,000	-	**$580,000**
	$515,000	**-**	**-**	**$65,000**	**-**	**$580,000**

Requests

Funding Source	Past	2027	2028	2029	2030	2031	Total
[E27509]: **Airport Information Technology Equipment**							
Airport							
Operating - Airport Operating Funds	-	$300,000	-	-	-	-	**$300,000**
	-	**$300,000**	**-**	**-**	**-**	**-**	**$300,000**
[E26288]: **Utility Mower (Landside)**							
Airport							
Operating - Airport Operating Funds	-	$85,000	-	-	-	-	**$85,000**
	-	**$85,000**	**-**	**-**	**-**	**-**	**$85,000**
[E26438]: **Airport Security Access Control System Upgrade**							
Airport							
Operating - Airport Operating Funds	-	$60,000	-	-	-	-	**$60,000**
	-	**$60,000**	**-**	**-**	**-**	**-**	**$60,000**
[E27510]: **Airfield Line Striping Equipment**							
Airport							
Operating - Airport Operating Funds	-	$50,000	-	-	-	-	**$50,000**
	-	**$50,000**	**-**	**-**	**-**	**-**	**$50,000**
[E26432]: **Scissor Lift**							
Airport							
Operating - Airport Operating Funds	-	$20,000	-	-	-	-	**$20,000**
	-	**$20,000**	**-**	**-**	**-**	**-**	**$20,000**
[E26335]: **Maintenance Pickup**							
Airport							
Operating - Airport Operating Funds	-	-	-	-	$65,000	-	**$65,000**
	-	**-**	**-**	**-**	**$65,000**	**-**	**$65,000**

Enterprise Funds - Sanitary Sewer Utility

2027 Total Funding
$1,040,000

2027 New Borrowing

2027 City Funded
$1,040,000

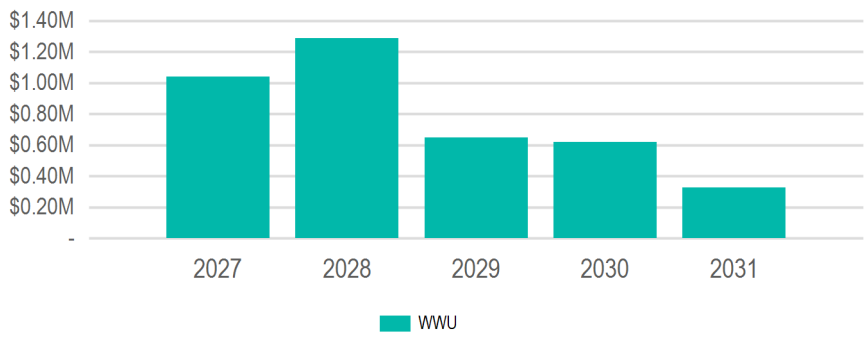

(In Thousands of Dollars)

Funding Sources

Source	2027	2028	2029	2030	2031	Total
Operating Funds	$1,040,000	$1,290,000	$650,000	$620,000	$325,000	**$3,925,000**
Enterprise/Utility Funds	$1,040,000	$1,290,000	$650,000	$620,000	$325,000	**$3,925,000**
	$1,040,000	**$1,290,000**	**$650,000**	**$620,000**	**$325,000**	**$3,925,000**

Requests

Funding Source	Past	2027	2028	2029	2030	2031	Total
[E26309]: **Sewer Main Flushing Truck**							
Sanitary Sewer Utility							
Operating - Sanitary Sewer Utility Funds	-	$800,000	-	-	$500,000	-	**$1,300,000**
	-	**$800,000**	**-**	**-**	**$500,000**	**-**	**$1,300,000**
[E26405]: **1-ton van-body service truck**							
Sanitary Sewer Utility							
Operating - Sanitary Sewer Utility Funds	-	$100,000	-	-	-	-	**$100,000**
	-	**$100,000**	**-**	**-**	**-**	**-**	**$100,000**
[E26446]: **Boerger lobe pump**							
Sanitary Sewer Utility							
Operating - Sanitary Sewer Utility Funds	-	$65,000	$65,000	$65,000	$65,000	$65,000	**$325,000**
	-	**$65,000**	**$65,000**	**$65,000**	**$65,000**	**$65,000**	**$325,000**
[E26467]: **1/2-ton 4x4 pickup**							
Sanitary Sewer Utility							
Operating - Sanitary Sewer Utility Funds	-	$55,000	$55,000	$60,000	$55,000	-	**$225,000**
	-	**$55,000**	**$55,000**	**$60,000**	**$55,000**	**-**	**$225,000**
[E27506]: **Shop TIG Welder**							
Sanitary Sewer Utility							
Operating - Sanitary Sewer Utility Funds	-	$20,000	-	-	-	-	**$20,000**
	-	**$20,000**	**-**	**-**	**-**	**-**	**$20,000**
[E27503]: **Gravity Belt Thickener**							
Sanitary Sewer Utility							
Operating - Sanitary Sewer Utility Funds	-	-	$650,000	-	-	-	**$650,000**
	-	**-**	**$650,000**	**-**	**-**	**-**	**$650,000**
[E26399]: **Sewer Main Televising Truck**							
Sanitary Sewer Utility							
Operating - Sanitary Sewer Utility Funds	-	-	$400,000	-	-	-	**$400,000**
	-	**-**	**$400,000**	**-**	**-**	**-**	**$400,000**
[E26462]: **1-ton pump service truck**							
Sanitary Sewer Utility							
Operating - Sanitary Sewer Utility Funds	-	-	$100,000	-	-	-	**$100,000**
	-	**-**	**$100,000**	**-**	**-**	**-**	**$100,000**
[E26409]: **Rooftop-HVAC Mens'locker room**							
Sanitary Sewer Utility							
Operating - Sanitary Sewer Utility Funds	-	-	$20,000	-	-	-	**$20,000**
	-	**-**	**$20,000**	**-**	**-**	**-**	**$20,000**

Requests

Funding Source	Past	2027	2028	2029	2030	2031	Total
[E27505]: **Tandem Axle Tanker**							
Sanitary Sewer Utility							
Operating - Sanitary Sewer Utility Funds	-	-	-	$225,000	-	$225,000	**$450,000**
	-	**-**	**-**	**$225,000**	**-**	**$225,000**	**$450,000**
[E27512]: **Tracked Sewer Flushing Easement Machine**							
Sanitary Sewer Utility							
Operating - Sanitary Sewer Utility Funds	-	-	-	$125,000	-	-	**$125,000**
	-	**-**	**-**	**$125,000**	**-**	**-**	**$125,000**
[E27507]: **1-ton flatbed work truck**							
Sanitary Sewer Utility							
Operating - Sanitary Sewer Utility Funds	-	-	-	$100,000	-	-	**$100,000**
	-	**-**	**-**	**$100,000**	**-**	**-**	**$100,000**
[E27511]: **Yard Mower**							
Sanitary Sewer Utility							
Operating - Sanitary Sewer Utility Funds	-	-	-	$50,000	-	-	**$50,000**
	-	**-**	**-**	**$50,000**	**-**	**-**	**$50,000**
[E26444]: **Motorola Handheld Radios**							
Sanitary Sewer Utility							
Operating - Sanitary Sewer Utility Funds	-	-	-	$25,000	-	-	**$25,000**
	-	**-**	**-**	**$25,000**	**-**	**-**	**$25,000**
[E26402]: **Electric Utility Vehicle**							
Sanitary Sewer Utility							
Operating - Sanitary Sewer Utility Funds	-	-	-	-	-	$35,000	**$35,000**
	-	**-**	**-**	**-**	**-**	**$35,000**	**$35,000**

Enterprise Funds - Stormwater Utility

2027 Total Funding
$145,000

2027 New Borrowing

2027 City Funded
$145,000

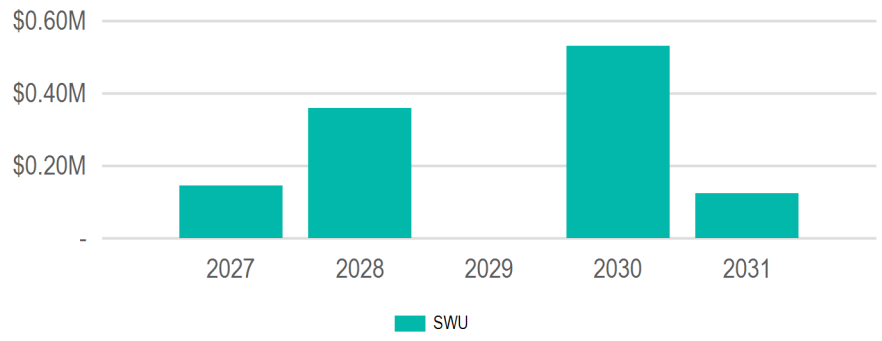

(In Thousands of Dollars)

Funding Sources

Source	2027	2028	2029	2030	2031	Total
Operating Funds	$145,000	$358,500	-	$530,000	$125,000	**$1,158,500**
Enterprise/Utility Funds	$145,000	$358,500	-	$530,000	$125,000	**$1,158,500**
	$145,000	**$358,500**	**-**	**$530,000**	**$125,000**	**$1,158,500**

Requests

Funding Source	Past	2027	2028	2029	2030	2031	Total
[E26303]: **6" Self-Priming Storm Water Pump**							
Stormwater Utility							
Operating - Storm Water Utility Funds	$60,000	$100,000	-	-	-	-	**$160,000**
	$60,000	**$100,000**	**-**	**-**	**-**	**-**	**$160,000**
[E27502]: **Walk Behind Concrete Saw**							
Stormwater Utility							
Operating - Storm Water Utility Funds	-	$45,000	-	-	-	-	**$45,000**
	-	**$45,000**	**-**	**-**	**-**	**-**	**$45,000**
[E26447]: **Mechanical/Broom Street Sweeper**							
Stormwater Utility							
Operating - Storm Water Utility Funds	-	-	$358,500	-	$375,000	-	**$733,500**
	-	**-**	**$358,500**	**-**	**$375,000**	**-**	**$733,500**
[E27504]: **Tracked Skid-steer**							
Stormwater Utility							
Operating - Storm Water Utility Funds	-	-	-	-	$100,000	-	**$100,000**
	-	**-**	**-**	**-**	**$100,000**	**-**	**$100,000**
[E26458]: **1/2-Ton 4x4 pickup**							
Stormwater Utility							
Operating - Storm Water Utility Funds	-	-	-	-	$55,000	-	**$55,000**
	-	**-**	**-**	**-**	**$55,000**	**-**	**$55,000**
[E26396]: **1-Ton utility construction truck**							
Stormwater Utility							
Operating - Storm Water Utility Funds	-	-	-	-	-	$125,000	**$125,000**
	-	**-**	**-**	**-**	**-**	**$125,000**	**$125,000**

Enterprise Funds - Water Utility

2027 Total Funding
$580,000

2027 New Borrowing

2027 City Funded
$580,000

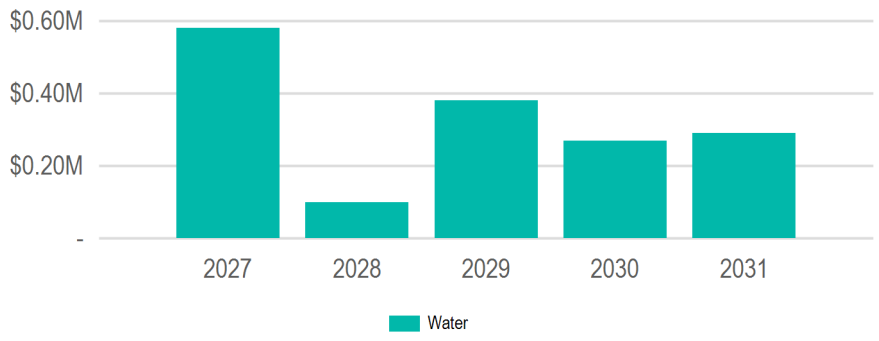

(In Thousands of Dollars)

Funding Sources

Source	2027	2028	2029	2030	2031	Total
Operating Funds	$580,000	$100,000	$381,400	$270,000	$290,000	**$1,621,400**
Enterprise/Utility Funds	$580,000	$100,000	$381,400	$270,000	$290,000	**$1,621,400**
	$580,000	**$100,000**	**$381,400**	**$270,000**	**$290,000**	**$1,621,400**

Requests

Funding Source	Past	2027	2028	2029	2030	2031	Total
[E26327]: **Dump Truck**							
Water Utility							
Operating - Water Utility Funds	-	$250,000	-	-	-	-	**$250,000**
	-	**$250,000**	**-**	**-**	**-**	**-**	**$250,000**
[E26469]: **1 Ton Trucks**							
Water Utility							
Operating - Water Utility Funds	-	$180,000	-	-	-	-	**$180,000**
	-	**$180,000**	**-**	**-**	**-**	**-**	**$180,000**
[E26434]: **Trailer Mounted Valve Turner and Vac**							
Water Utility							
Operating - Water Utility Funds	-	$150,000	-	-	-	-	**$150,000**
	-	**$150,000**	**-**	**-**	**-**	**-**	**$150,000**
[E26470]: **Vans**							
Water Utility							
Operating - Water Utility Funds	-	-	$100,000	-	-	-	**$100,000**
	-	**-**	**$100,000**	**-**	**-**	**-**	**$100,000**
[E26472]: **Generator 2**							
Water Utility							
Operating - Water Utility Funds	-	-	-	$150,000	-	-	**$150,000**
	-	**-**	**-**	**$150,000**	**-**	**-**	**$150,000**
[E26473]: **Generator 3**							
Water Utility							
Operating - Water Utility Funds	-	-	-	$150,000	-	-	**$150,000**
	-	**-**	**-**	**$150,000**	**-**	**-**	**$150,000**
[E26451]: **Hand Held Radios**							
Water Utility							
Operating - Water Utility Funds	-	-	-	$56,400	-	-	**$56,400**
	-	**-**	**-**	**$56,400**	**-**	**-**	**$56,400**
[E26471]: **Generator 1**							
Water Utility							
Operating - Water Utility Funds	-	-	-	$25,000	-	-	**$25,000**
	-	**-**	**-**	**$25,000**	**-**	**-**	**$25,000**
[E27515]: **Work Trucks**							
Water Utility							
Operating - Water Utility Funds	-	-	-	-	$270,000	-	**$270,000**
	-	**-**	**-**	**-**	**$270,000**	**-**	**$270,000**

Requests

Funding Source	Past	2027	2028	2029	2030	2031	Total
[E27518]: **Skid Steer Loader**							
Water Utility							
Operating - Water Utility Funds	-	-	-	-	-	$150,000	**$150,000**
	-	**-**	**-**	**-**	**-**	**$150,000**	**$150,000**
[E27516]: **Work Truck**							
Water Utility							
Operating - Water Utility Funds	-	-	-	-	-	$90,000	**$90,000**
	-	**-**	**-**	**-**	**-**	**$90,000**	**$90,000**
[E27517]: **Work Van**							
Water Utility							
Operating - Water Utility Funds	-	-	-	-	-	$50,000	**$50,000**
	-	**-**	**-**	**-**	**-**	**$50,000**	**$50,000**

Flood Control, Harbors & Waterfront

2027 Total Funding
$3,800,000

2027 New Borrowing
$100,000

2027 City Funded
$3,800,000

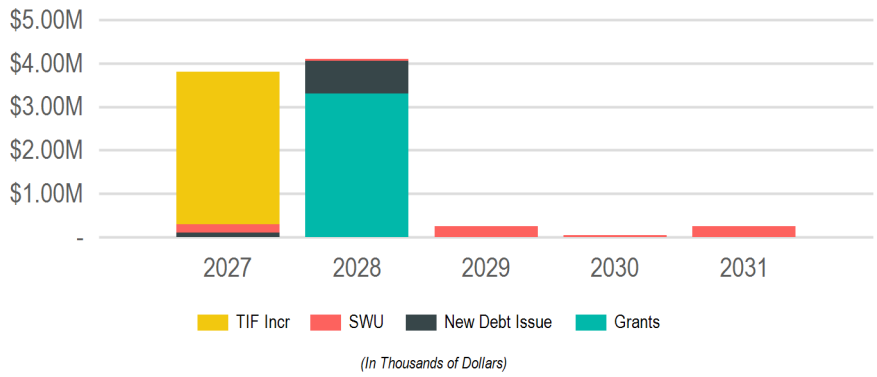

Funding Sources

Source	2027	2028	2029	2030	2031	Total
Borrowing	$100,000	$750,000	-	-	-	**$850,000**
New Debt Issue	$100,000	$750,000	-	-	-	**$850,000**
Grants & Other Intergovernmental	-	$3,300,000	-	-	-	**$3,300,000**
Federal	-	$3,300,000	-	-	-	**$3,300,000**
Operating Funds	$200,000	$50,000	$250,000	$50,000	$250,000	**$800,000**
Enterprise/Utility Funds	$200,000	$50,000	$250,000	$50,000	$250,000	**$800,000**
Taxation	$3,500,000	-	-	-	-	**$3,500,000**
TIF Increment	$3,500,000	-	-	-	-	**$3,500,000**
	$3,800,000	**$4,100,000**	**$250,000**	**$50,000**	**$250,000**	**$8,450,000**

Requests

Funding Source	Past	2027	2028	2029	2030	2031	Total
[26853]: **River Point District Marina**							
Parks; Recreation & Forestry							
Other - TIF Increment - 18	-	$3,500,000	-	-	-	-	**$3,500,000**
	-	**$3,500,000**	**-**	**-**	**-**	**-**	**$3,500,000**
[26168]: **Pammel Creek Repairs**							
Engineering; Stormwater Utility							
Borrowing - New Debt Issue	$357,500	-	-	-	-	-	**$357,500**
Operating - Storm Water Utility Funds	-	$200,000	-	$200,000	-	$200,000	**$600,000**
	$357,500	**$200,000**	**-**	**$200,000**	**-**	**$200,000**	**$957,500**
[26551]: **Marsh Hydrological Implementation**							
Parks; Recreation & Forestry							
Borrowing - New Debt Issue	-	$100,000	$100,000	-	-	-	**$200,000**
	-	**$100,000**	**$100,000**	**-**	**-**	**-**	**$200,000**
[26995]: **La Crosse Marsh West Cell Project**							
Parks; Recreation & Forestry							
Grants - Federal	-	-	$3,300,000	-	-	-	**$3,300,000**
	-	**-**	**$3,300,000**	**-**	**-**	**-**	**$3,300,000**
[26046]: **Creekside Place Slope Stabilization**							
Engineering							
Borrowing - New Debt Issue	$100,000	-	$500,000	-	-	-	**$600,000**
	$100,000	**-**	**$500,000**	**-**	**-**	**-**	**$600,000**
[26776]: **Municipal Boat Harbor Gazebo**							
Parks; Recreation & Forestry							
Borrowing - New Debt Issue	-	-	$150,000	-	-	-	**$150,000**
	-	**-**	**$150,000**	**-**	**-**	**-**	**$150,000**
[26624]: **Flood Levee Rehabilitation**							
Engineering							
Operating - Storm Water Utility Funds	-	-	$50,000	$50,000	$50,000	$50,000	**$200,000**
	-	**-**	**$50,000**	**$50,000**	**$50,000**	**$50,000**	**$200,000**

Parks, Recreation & Forestry

2027 Total Funding
$670,000

2027 New Borrowing
$500,000

2027 City Funded
$670,000

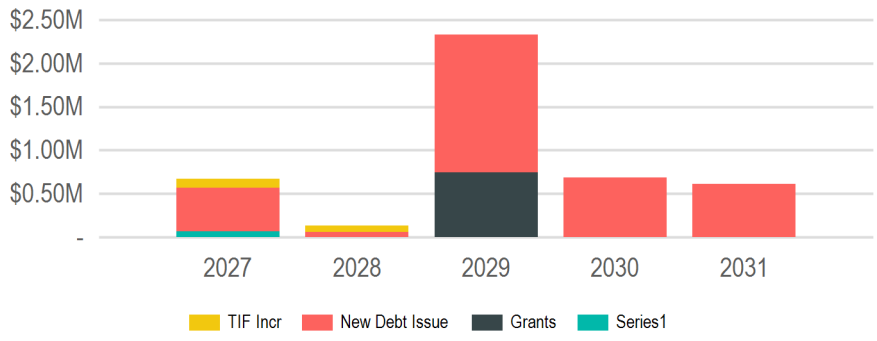

(In Thousands of Dollars)

Funding Sources

Source	2027	2028	2029	2030	2031	Total
Borrowing	$500,000	$60,000	$1,585,000	$685,000	$615,000	**$3,445,000**
New Debt Issue	$500,000	$60,000	$1,585,000	$685,000	$615,000	**$3,445,000**
Grants & Other Intergovernmental	-	-	$745,000	-	-	**$745,000**
Federal	-	-	$745,000	-	-	**$745,000**
Special Funds	$70,000	-	-	-	-	**$70,000**
GREEN ISLAND LAND	$70,000	-	-	-	-	**$70,000**
Taxation	$100,000	$75,000	-	-	-	**$175,000**
TIF Increment	$100,000	$75,000	-	-	-	**$175,000**
	$670,000	**$135,000**	**$2,330,000**	**$685,000**	**$615,000**	**$4,435,000**

Requests

Funding Source	Past	2027	2028	2029	2030	2031	Total
[26994]: **Memorial Pool**							
Parks; Recreation & Forestry							
Borrowing - New Debt Issue	-	$400,000	-	-	-	-	**$400,000**
	-	**$400,000**	**-**	**-**	**-**	**-**	**$400,000**
[26559]: **Glendale Park**							
Parks; Recreation & Forestry							
Other - TIF Increment - 15	-	$100,000	-	-	-	-	**$100,000**
	-	**$100,000**	**-**	**-**	**-**	**-**	**$100,000**
[26702]: **Green Island Tennis Facility**							
Parks; Recreation & Forestry							
Special - GREEN ISLAND LAND	-	$70,000	-	-	-	-	**$70,000**
	-	**$70,000**	**-**	**-**	**-**	**-**	**$70,000**
[26771]: **Citywide Tree Planting**							
Parks; Recreation & Forestry							
Borrowing - New Debt Issue	-	$60,000	$60,000	$60,000	$60,000	-	**$240,000**
	-	**$60,000**	**$60,000**	**$60,000**	**$60,000**	**-**	**$240,000**
[26993]: **Riverside Flagpole Replacement**							
Parks; Recreation & Forestry							
Borrowing - New Debt Issue	-	$40,000	-	-	-	-	**$40,000**
	-	**$40,000**	**-**	**-**	**-**	**-**	**$40,000**
[27104]: **Willow Trail Resiliency Study**							
Parks; Planning & Development; Recreation & Forestry							
Other - TIF Increment - 16	-	-	$75,000	-	-	-	**$75,000**
	-	**-**	**$75,000**	**-**	**-**	**-**	**$75,000**
[26923]: **Willow Trail Resilliency**							
Parks; Recreation & Forestry							
Borrowing - New Debt Issue	-	-	-	$325,000	-	-	**$325,000**
Grants - Federal	-	-	-	$745,000	-	-	**$745,000**
	-	**-**	**-**	**$1,070,000**	**-**	**-**	**$1,070,000**
[26554]: **Northside Community Pool**							
Parks; Recreation & Forestry							
Borrowing - New Debt Issue	-	-	-	$1,000,000	-	-	**$1,000,000**
	-	**-**	**-**	**$1,000,000**	**-**	**-**	**$1,000,000**

Requests

Funding Source	Past	2027	2028	2029	2030	2031	Total
[26560]: **Hass Park**							
Parks; Recreation & Forestry							
Borrowing - New Debt Issue	-	-	-	$200,000	-	-	**$200,000**
	-	**-**	**-**	**$200,000**	**-**	**-**	**$200,000**
[26996]: **Houska Park Bathroom Restoration**							
Parks; Recreation & Forestry							
Borrowing - New Debt Issue	-	-	-	-	$500,000	-	**$500,000**
	-	**-**	**-**	**-**	**$500,000**	**-**	**$500,000**
[27092]: **Myrick Park Center HVAC Replacement**							
Parks; Recreation & Forestry							
Borrowing - New Debt Issue	-	-	-	-	$125,000	-	**$125,000**
	-	**-**	**-**	**-**	**$125,000**	**-**	**$125,000**
[26988]: **Weigent Tennis Court Replacement**							
Parks; Recreation & Forestry							
Borrowing - New Debt Issue	-	-	-	-	-	$300,000	**$300,000**
	-	**-**	**-**	**-**	**-**	**$300,000**	**$300,000**
[26850]: **Trane Park Improvements**							
Parks; Recreation & Forestry							
Borrowing - New Debt Issue	-	-	-	-	-	$150,000	**$150,000**
	-	**-**	**-**	**-**	**-**	**$150,000**	**$150,000**
[26700]: **Chad Erickson Lagoon Trail Stabilization**							
Parks; Recreation & Forestry							
Borrowing - New Debt Issue	-	-	-	-	-	$75,000	**$75,000**
	-	**-**	**-**	**-**	**-**	**$75,000**	**$75,000**
[26698]: **Weigent Park Fence Replacement**							
Parks; Recreation & Forestry							
Borrowing - New Debt Issue	-	-	-	-	-	$50,000	**$50,000**
	-	**-**	**-**	**-**	**-**	**$50,000**	**$50,000**
[26849]: **Wittenberg Dog Park**							
Parks; Recreation & Forestry							
Borrowing - New Debt Issue	-	-	-	-	-	$40,000	**$40,000**
	-	**-**	**-**	**-**	**-**	**$40,000**	**$40,000**

Planning & Community Development

2027 Total Funding
$3,360,000

2027 New Borrowing
$800,000

2027 City Funded
$3,360,000

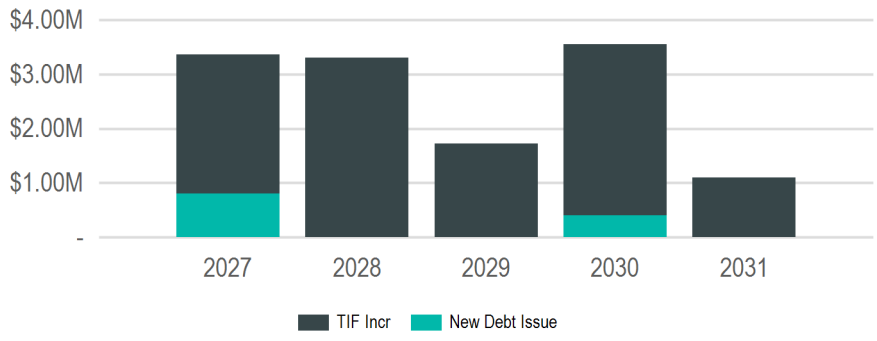

(In Thousands of Dollars)

Sub Groups

Sub Group	2027	2028	2029	2030	2031	Total
Economic Development	$2,160,000	$3,300,000	$1,725,000	$3,150,000	$1,100,000	**$11,435,000**
Housing	$1,000,000	-	-	-	-	**$1,000,000**
Neighborhoods	$200,000	-	-	$400,000	-	**$600,000**
	$3,360,000	**$3,300,000**	**$1,725,000**	**$3,550,000**	**$1,100,000**	**$13,035,000**

Funding Sources

Source	2027	2028	2029	2030	2031	Total
Borrowing	$800,000	-	-	$400,000	-	**$1,200,000**
New Debt Issue	$800,000	-	-	$400,000	-	**$1,200,000**
Taxation	$2,560,000	$3,300,000	$1,725,000	$3,150,000	$1,100,000	**$11,835,000**
TIF Increment	$2,560,000	$3,300,000	$1,725,000	$3,150,000	$1,100,000	**$11,835,000**
	$3,360,000	**$3,300,000**	**$1,725,000**	**$3,550,000**	**$1,100,000**	**$13,035,000**

Economic Development

2027 Total Funding
$2,160,000

2027 New Borrowing

2027 City Funded
$2,160,000

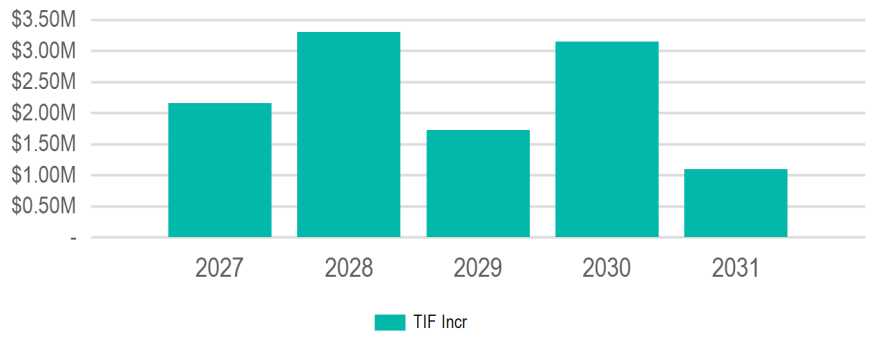

(In Thousands of Dollars)

Funding Sources

Source	2027	2028	2029	2030	2031	Total
Taxation	$2,160,000	$3,300,000	$1,725,000	$3,150,000	$1,100,000	**$11,435,000**
TIF Increment	$2,160,000	$3,300,000	$1,725,000	$3,150,000	$1,100,000	**$11,435,000**
	$2,160,000	**$3,300,000**	**$1,725,000**	**$3,150,000**	**$1,100,000**	**$11,435,000**

Requests

Funding Source	Past	2027	2028	2029	2030	2031	Total
[27098]: **River Point District Park Plan**							
Parks; Planning & Development; Recreation & Forestry							
Other - TIF Increment - 18	-	$2,000,000	$3,200,000	$1,625,000	$3,000,000	$1,100,000	**$10,925,000**
	-	**$2,000,000**	**$3,200,000**	**$1,625,000**	**$3,000,000**	**$1,100,000**	**$10,925,000**
[26003]: **Downtown Facade Program**							
Planning & Development							
Other - TIF Increment - 17	-	$100,000	$100,000	$100,000	$100,000	-	**$400,000**
	-	**$100,000**	**$100,000**	**$100,000**	**$100,000**	**-**	**$400,000**
[27097]: **Northside Facade Program**							
Planning & Development							
Other - TIF Increment - 16	-	$60,000	-	-	-	-	**$60,000**
	-	**$60,000**	**-**	**-**	**-**	**-**	**$60,000**
[27099]: **Building Demolition**							
Planning & Development							
Other - TIF Increment - 17	-	-	-	-	$50,000	-	**$50,000**
	-	**-**	**-**	**-**	**$50,000**	**-**	**$50,000**

Housing

2027 Total Funding
$1,000,000

2027 New Borrowing
$600,000

2027 City Funded
$1,000,000

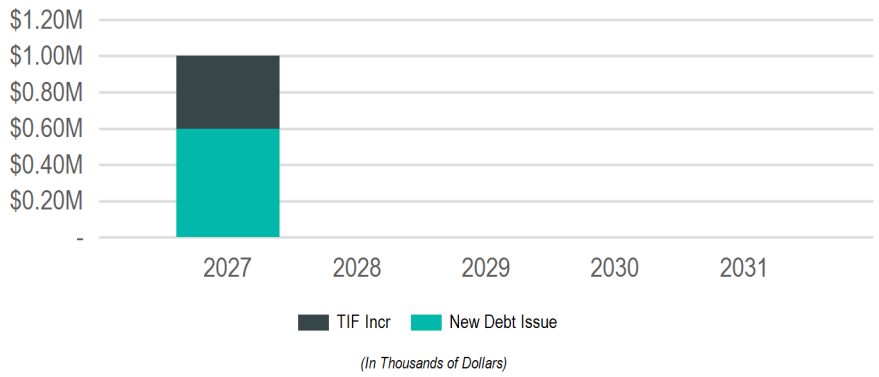

Funding Sources

Source	2027	2028	2029	2030	2031	Total
Borrowing	$600,000	-	-	-	-	**$600,000**
New Debt Issue	$600,000	-	-	-	-	**$600,000**
Taxation	$400,000	-	-	-	-	**$400,000**
TIF Increment	$400,000	-	-	-	-	**$400,000**
	$1,000,000	**-**	**-**	**-**	**-**	**$1,000,000**

Requests

Funding Source	Past	2027	2028	2029	2030	2031	Total
[26906]: **Housing Grant Fund**							
Community Development and Housing							
Borrowing - New Debt Issue	$1,500,000	$500,000	-	-	-	-	**$2,000,000**
	$1,500,000	**$500,000**	**-**	**-**	**-**	**-**	**$2,000,000**
[26002]: **Acquisition & Demolition Grant Program Funding**							
Planning & Development							
Other - TIF Increment - 15	-	$100,000	-	-	-	-	**$100,000**
Other - TIF Increment - 16	-	$100,000	-	-	-	-	**$100,000**
Other - TIF Increment - 17	-	$100,000	-	-	-	-	**$100,000**
Other - TIF Increment - 18	-	$100,000	-	-	-	-	**$100,000**
	-	**$400,000**	**-**	**-**	**-**	**-**	**$400,000**
[27101]: **Emergency Home Repairs**							
Planning & Development							
Borrowing - New Debt Issue	-	$100,000	-	-	-	-	**$100,000**
	-	**$100,000**	**-**	**-**	**-**	**-**	**$100,000**

Neighborhoods

2027 Total Funding
$200,000

2027 New Borrowing
$200,000

2027 City Funded
$200,000

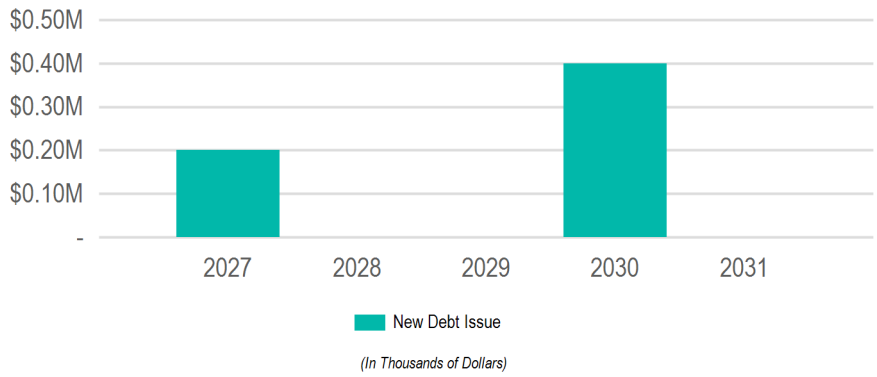

Funding Sources

Source	2027	2028	2029	2030	2031	Total
Borrowing	$200,000	-	-	$400,000	-	**$600,000**
New Debt Issue	$200,000	-	-	$400,000	-	**$600,000**
	$200,000	**-**	**-**	**$400,000**	**-**	**$600,000**

Requests

Funding Source	Past	2027	2028	2029	2030	2031	Total
[26032]: **Floodplain Relief Program funding**							
Planning & Development							
Borrowing - New Debt Issue	-	$200,000	-	-	$400,000	-	**$600,000**
	-	**$200,000**	**-**	**-**	**$400,000**	**-**	**$600,000**

Public Safety

2027 Total Funding
$25,000

2027 New Borrowing

2027 City Funded
$25,000

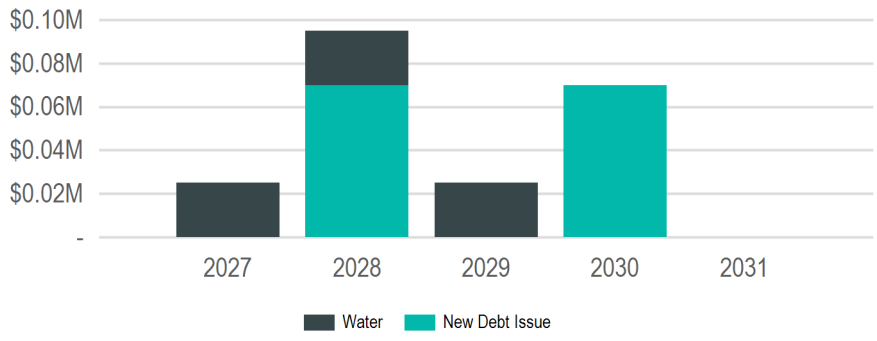

(In Thousands of Dollars)

Funding Sources

Source	2027	2028	2029	2030	2031	Total
Borrowing	-	$70,000	-	$70,000	-	**$140,000**
New Debt Issue	-	$70,000	-	$70,000	-	**$140,000**
Operating Funds	$25,000	$25,000	$25,000	-	-	**$75,000**
Enterprise/Utility Funds	$25,000	$25,000	$25,000	-	-	**$75,000**
	$25,000	**$95,000**	**$25,000**	**$70,000**	**-**	**$215,000**

Requests

Funding Source	Past	2027	2028	2029	2030	2031	Total
[26565]: **Fiber, Wireless and other Telecommunications Infrastructure**							
Information Technology							
Borrowing - New Debt Issue	$350,000	-	$70,000	-	$70,000	-	**$490,000**
Operating - Water Utility Funds	$75,000	$25,000	$25,000	$25,000	-	-	**$150,000**
	$425,000	**$25,000**	**$95,000**	**$25,000**	**$70,000**	**-**	**$640,000**

Transportation & Utilities

2027 Total Funding
$42,065,000

2027 New Borrowing
$5,770,000

2027 City Funded
$38,102,500

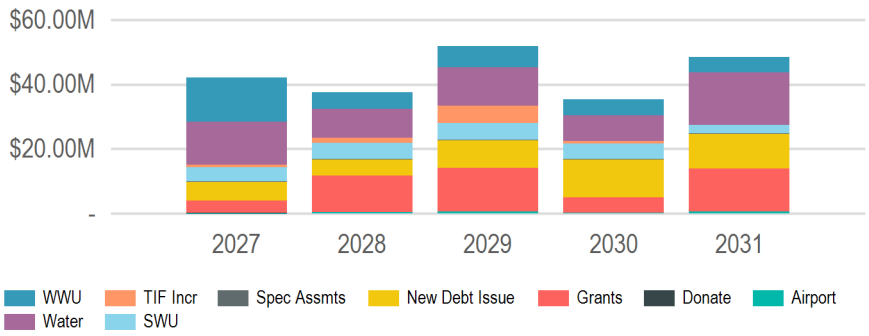

(In Thousands of Dollars)

Sub Groups

Sub Group	2027	2028	2029	2030	2031	Total
Alleys	$50,000	$50,000	$50,000	$50,000	$50,000	**$250,000**
Streets	$18,075,000	$14,850,000	$26,605,000	$27,550,000	$22,900,000	**$109,980,000**
Streetscaping & Lighting	$670,000	$990,000	$1,755,000	$520,000	$735,000	**$4,670,000**
Utilities	$18,670,000	$9,300,000	$9,000,000	$2,250,000	$10,650,000	**$49,870,000**
Airport	$2,350,000	$9,500,000	$14,170,000	$5,000,000	$14,000,000	**$45,020,000**
Bridges	$2,250,000	$2,860,400	$300,000	$50,000	$50,000	**$5,510,400**
	$42,065,000	**$37,550,400**	**$51,880,000**	**$35,420,000**	**$48,385,000**	**$215,300,400**

Funding Sources

Source	2027	2028	2029	2030	2031	Total
Borrowing	$5,770,000	$4,920,000	$8,515,000	$11,850,000	$10,715,000	**$41,770,000**
New Debt Issue	$5,770,000	$4,920,000	$8,515,000	$11,850,000	$10,715,000	**$41,770,000**
Donations & Outside Funding	$30,000	-	-	-	-	**$30,000**
Donations	$30,000	-	-	-	-	**$30,000**
Grants & Other Intergovernmental	$3,932,500	$11,335,400	$13,461,500	$4,750,000	$13,300,000	**$46,779,400**
Federal	$3,815,000	$10,860,400	$12,753,000	$4,500,000	$12,600,000	**$44,528,400**
State	$117,500	$475,000	$708,500	$250,000	$700,000	**$2,251,000**
Operating Funds	$31,312,500	$19,575,000	$24,333,500	$17,950,000	$24,250,000	**$117,421,000**
Enterprise/Utility Funds	$31,312,500	$19,575,000	$24,333,500	$17,950,000	$24,250,000	**$117,421,000**
Taxation	$1,020,000	$1,720,000	$5,570,000	$870,000	$120,000	**$9,300,000**
Special Assessments	$120,000	$120,000	$120,000	$120,000	$120,000	**$600,000**
TIF Increment	$900,000	$1,600,000	$5,450,000	$750,000	-	**$8,700,000**
	$42,065,000	**$37,550,400**	**$51,880,000**	**$35,420,000**	**$48,385,000**	**$215,300,400**

Alleys

2027 Total Funding
$50,000

2027 New Borrowing
$50,000

2027 City Funded
$50,000

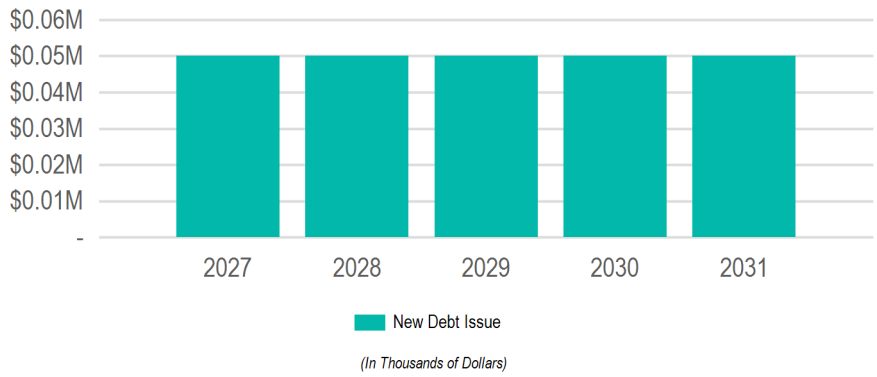

Funding Sources

Source	2027	2028	2029	2030	2031	Total
Borrowing	$50,000	$50,000	$50,000	$50,000	$50,000	**$250,000**
New Debt Issue	$50,000	$50,000	$50,000	$50,000	$50,000	**$250,000**
	$50,000	**$50,000**	**$50,000**	**$50,000**	**$50,000**	**$250,000**

Requests

Funding Source	Past	2027	2028	2029	2030	2031	Total
[26914]: **Annual Miscellaneous Alley Pavement Replacement**							
Engineering; Streets							
Borrowing - New Debt Issue	-	$50,000	$50,000	$50,000	$50,000	$50,000	**$250,000**
	-	**$50,000**	**$50,000**	**$50,000**	**$50,000**	**$50,000**	**$250,000**

Streets

2027 Total Funding
$18,075,000

2027 New Borrowing
$4,650,000

2027 City Funded
$18,075,000

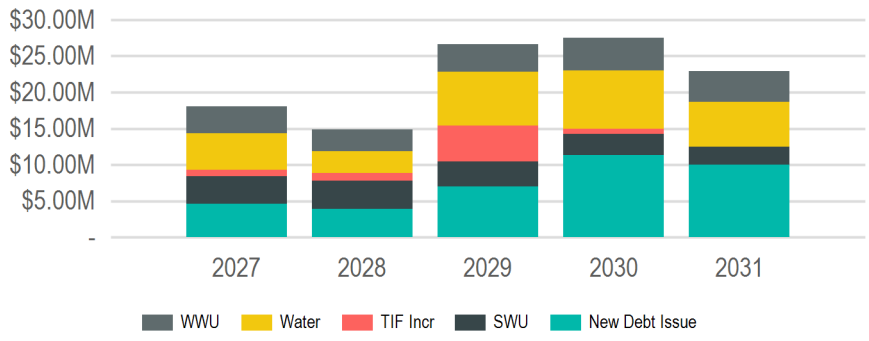

(In Thousands of Dollars)

Funding Sources

Source	2027	2028	2029	2030	2031	Total
Borrowing	$4,650,000	$3,950,000	$7,030,000	$11,350,000	$10,000,000	**$36,980,000**
New Debt Issue	$4,650,000	$3,950,000	$7,030,000	$11,350,000	$10,000,000	**$36,980,000**
Operating Funds	$12,525,000	$9,800,000	$14,625,000	$15,450,000	$12,900,000	**$65,300,000**
Enterprise/Utility Funds	$12,525,000	$9,800,000	$14,625,000	$15,450,000	$12,900,000	**$65,300,000**
Taxation	$900,000	$1,100,000	$4,950,000	$750,000	-	**$7,700,000**
TIF Increment	$900,000	$1,100,000	$4,950,000	$750,000	-	**$7,700,000**
	$18,075,000	**$14,850,000**	**$26,605,000**	**$27,550,000**	**$22,900,000**	**$109,980,000**

Requests

Funding Source	Past	2027	2028	2029	2030	2031	Total
[26595]: **16th St S - Farnam St to Johnson St, Johnson - 15th to 16th**							
Engineering; Sanitary Sewer Utility; Stormwater Utility; Streets; Water Utility							
Borrowing - New Debt Issue	-	$350,000	-	-	-	-	**$350,000**
Operating - Sanitary Sewer Utility Funds	-	$700,000	-	-	-	-	**$700,000**
Operating - Storm Water Utility Funds	-	$1,600,000	-	-	-	-	**$1,600,000**
Operating - Water Utility Funds	-	$400,000	-	-	-	-	**$400,000**
	-	**$3,050,000**	**-**	**-**	**-**	**-**	**$3,050,000**
[26944]: **Avon Street Greenway**							
Engineering; Planning & Development; Sanitary Sewer Utility; Stormwater Utility; Streets; Water Utility							
Borrowing - New Debt Issue	-	$500,000	-	-	-	-	**$500,000**
Operating - Sanitary Sewer Utility Funds	-	$400,000	-	-	-	-	**$400,000**
Operating - Storm Water Utility Funds	-	$300,000	-	-	-	-	**$300,000**
Operating - Water Utility Funds	-	$450,000	-	-	-	-	**$450,000**
Other - TIF Increment - 16	-	$500,000	-	-	-	-	**$500,000**
	-	**$2,150,000**	**-**	**-**	**-**	**-**	**$2,150,000**
[26982]: **Losey Blvd, Mormon Coulee Rd to Ward Ave - 3-Lane Conversion (HSIP)**							
Engineering; Stormwater Utility; Streets; Water Utility							
Operating - Sanitary Sewer Utility Funds	-	$520,000	-	-	-	-	**$520,000**
Operating - Storm Water Utility Funds	-	$150,000	-	-	-	-	**$150,000**
Operating - Water Utility Funds	-	$530,000	-	-	-	-	**$530,000**
Other - TIF Increment - 15	-	$400,000	-	-	-	-	**$400,000**
	-	**$1,600,000**	**-**	**-**	**-**	**-**	**$1,600,000**
[26435]: **15th Street - Ferry to Cass St.**							
Engineering; Sanitary Sewer Utility; Stormwater Utility; Streets; Water Utility							
Operating - Sanitary Sewer Utility Funds	-	$500,000	-	-	-	-	**$500,000**
Operating - Storm Water Utility Funds	-	$450,000	-	-	-	-	**$450,000**
Operating - Water Utility Funds	-	$600,000	-	-	-	-	**$600,000**
	-	**$1,550,000**	**-**	**-**	**-**	**-**	**$1,550,000**
[26212]: **State St, from 15th to 17th**							
Engineering; Sanitary Sewer Utility; Stormwater Utility; Streets; Water Utility							
Borrowing - New Debt Issue	-	$450,000	-	-	-	-	**$450,000**
Operating - Sanitary Sewer Utility Funds	-	$250,000	-	-	-	-	**$250,000**
Operating - Storm Water Utility Funds	-	$300,000	-	-	-	-	**$300,000**
Operating - Water Utility Funds	-	$300,000	-	-	-	-	**$300,000**
	-	**$1,300,000**	**-**	**-**	**-**	**-**	**$1,300,000**

Requests

Funding Source	Past	2027	2028	2029	2030	2031	Total
[26182]: **Monitor St - Rose St to Lang Dr (STP Urban)**							
Engineering; Sanitary Sewer Utility; Stormwater Utility; Streets; Water Utility							
Borrowing - New Debt Issue	-	$200,000	-	-	-	-	**$200,000**
Operating - Sanitary Sewer Utility Funds	-	$250,000	-	-	-	-	**$250,000**
Operating - Storm Water Utility Funds	-	$100,000	-	-	-	-	**$100,000**
Operating - Water Utility Funds	-	$500,000	-	-	-	-	**$500,000**
	-	**$1,050,000**	**-**	**-**	**-**	**-**	**$1,050,000**
[26169]: **21st St N - Campbell Rd to State St**							
Engineering; Sanitary Sewer Utility; Stormwater Utility; Streets; Water Utility							
Borrowing - New Debt Issue	-	$250,000	-	-	-	-	**$250,000**
Operating - Sanitary Sewer Utility Funds	-	$100,000	-	-	-	-	**$100,000**
Operating - Storm Water Utility Funds	-	$200,000	-	-	-	-	**$200,000**
Operating - Water Utility Funds	-	$400,000	-	-	-	-	**$400,000**
	-	**$950,000**	**-**	**-**	**-**	**-**	**$950,000**
[27055]: **Hoeschler Dr - Lincoln to Glendale & Bluffview Pl - Hoeschler to DE East**							
Engineering; Stormwater Utility; Streets; Water Utility							
Operating - Storm Water Utility Funds	-	$125,000	-	-	-	-	**$125,000**
Operating - Water Utility Funds	-	$750,000	-	-	-	-	**$750,000**
	-	**$875,000**	**-**	**-**	**-**	**-**	**$875,000**
[26761]: **Annual Traffic Signal Replacement Program**							
Engineering							
Borrowing - New Debt Issue	-	$800,000	$800,000	$900,000	$900,000	$1,000,000	**$4,400,000**
	-	**$800,000**	**$800,000**	**$900,000**	**$900,000**	**$1,000,000**	**$4,400,000**
[26949]: **Park Street N - 13th St S to 15th St S**							
Engineering; Sanitary Sewer Utility; Streets; Water Utility							
Borrowing - New Debt Issue	-	$400,000	-	-	-	-	**$400,000**
Operating - Sanitary Sewer Utility Funds	-	$100,000	-	-	-	-	**$100,000**
Operating - Water Utility Funds	-	$150,000	-	-	-	-	**$150,000**
	-	**$650,000**	**-**	**-**	**-**	**-**	**$650,000**
[27058]: **8th Street N Storm Outfall**							
Engineering; Stormwater Utility; Streets							
Borrowing - New Debt Issue	-	$100,000	-	-	-	-	**$100,000**
Operating - Sanitary Sewer Utility Funds	-	$50,000	-	-	-	-	**$50,000**
Operating - Storm Water Utility Funds	-	$400,000	-	-	-	-	**$400,000**
Operating - Water Utility Funds	-	$50,000	-	-	-	-	**$50,000**
	-	**$600,000**	**-**	**-**	**-**	**-**	**$600,000**
[26869]: **East Avenue - Market St to Ferry St**							
Engineering; Sanitary Sewer Utility; Streets; Water Utility							
Borrowing - New Debt Issue	-	$300,000	-	-	-	-	**$300,000**
Operating - Sanitary Sewer Utility Funds	-	$100,000	-	-	-	-	**$100,000**
Operating - Water Utility Funds	-	$100,000	-	-	-	-	**$100,000**
	-	**$500,000**	**-**	**-**	**-**	**-**	**$500,000**
[27057]: **St. Paul St - Rose to Caledonia**							
Engineering; Sanitary Sewer Utility; Stormwater Utility; Streets; Water Utility							
Operating - Sanitary Sewer Utility Funds	-	$200,000	-	-	-	-	**$200,000**
Operating - Storm Water Utility Funds	-	$50,000	-	-	-	-	**$50,000**
Operating - Water Utility Funds	-	$200,000	-	-	-	-	**$200,000**
	-	**$450,000**	**-**	**-**	**-**	**-**	**$450,000**
[27077]: **Losey Blvd - Dead End S to Losey Blvd**							
Engineering; Sanitary Sewer Utility; Stormwater Utility; Streets; Water Utility							
Operating - Sanitary Sewer Utility Funds	-	$200,000	-	-	-	-	**$200,000**
Operating - Storm Water Utility Funds	-	$50,000	-	-	-	-	**$50,000**
Operating - Water Utility Funds	-	$200,000	-	-	-	-	**$200,000**
	-	**$450,000**	**-**	**-**	**-**	**-**	**$450,000**
[26268]: **Citywide Traffic Implementation: Interconnect & Synchronization**							
Engineering							
Borrowing - New Debt Issue	-	$400,000	$350,000	$120,000	-	-	**$870,000**
	-	**$400,000**	**$350,000**	**$120,000**	**-**	**-**	**$870,000**
[27056]: **Front/Cross - Winnebago to Cameron Ave (Rail Removal)**							
Engineering; Streets							
Borrowing - New Debt Issue	-	$400,000	-	-	-	-	**$400,000**
	-	**$400,000**	**-**	**-**	**-**	**-**	**$400,000**

Requests

Funding Source	Past	2027	2028	2029	2030	2031	Total
[27074]: **Adams Ct - 19th St S to 20th St S**							
Engineering; Sanitary Sewer Utility; Streets; Water Utility							
Operating - Sanitary Sewer Utility Funds	-	$200,000	-	-	-	-	**$200,000**
Operating - Water Utility Funds	-	$200,000	-	-	-	-	**$200,000**
	-	**$400,000**	**-**	**-**	**-**	**-**	**$400,000**
[27076]: **18th Pl - Ferry to Madison**							
Engineering; Sanitary Sewer Utility; Streets; Water Utility							
Operating - Sanitary Sewer Utility Funds	-	$200,000	-	-	-	-	**$200,000**
Operating - Water Utility Funds	-	$200,000	-	-	-	-	**$200,000**
	-	**$400,000**	**-**	**-**	**-**	**-**	**$400,000**
[26763]: **Annual Capital Pavement Maintenance Program**							
Engineering; Streets							
Borrowing - New Debt Issue	-	$200,000	$200,000	$200,000	$200,000	$200,000	**$1,000,000**
	-	**$200,000**	**$200,000**	**$200,000**	**$200,000**	**$200,000**	**$1,000,000**
[26913]: **Annual Miscellaneous Curb Gutter & Pavement Replacement**							
Engineering; Streets							
Borrowing - New Debt Issue	-	$150,000	$150,000	$150,000	$150,000	$150,000	**$750,000**
	-	**$150,000**	**$150,000**	**$150,000**	**$150,000**	**$150,000**	**$750,000**
[26915]: **Annual CIP Street Department Paving**							
Streets							
Borrowing - New Debt Issue	-	$150,000	$150,000	$150,000	$150,000	$150,000	**$750,000**
	-	**$150,000**	**$150,000**	**$150,000**	**$150,000**	**$150,000**	**$750,000**
[26597]: **Farnam St - 16th St S to 20th St S**							
Engineering; Sanitary Sewer Utility; Stormwater Utility; Streets; Water Utility							
Operating - Sanitary Sewer Utility Funds	-	-	$750,000	-	-	-	**$750,000**
Operating - Storm Water Utility Funds	-	-	$1,100,000	-	-	-	**$1,100,000**
Operating - Water Utility Funds	-	-	$700,000	-	-	-	**$700,000**
	-	**-**	**$2,550,000**	**-**	**-**	**-**	**$2,550,000**
[26431]: **31st Street South - East Fairchild St. to State Rd**							
Engineering; Sanitary Sewer Utility; Stormwater Utility; Streets; Water Utility							
Borrowing - New Debt Issue	-	-	$1,150,000	-	-	-	**$1,150,000**
Operating - Sanitary Sewer Utility Funds	-	-	$350,000	-	-	-	**$350,000**
Operating - Storm Water Utility Funds	-	-	$300,000	-	-	-	**$300,000**
Operating - Water Utility Funds	-	-	$400,000	-	-	-	**$400,000**
	-	**-**	**$2,200,000**	**-**	**-**	**-**	**$2,200,000**
[27062]: **Glendale Ave - Losey to DE East**							
Engineering; Sanitary Sewer Utility; Stormwater Utility; Streets; Water Utility							
Operating - Sanitary Sewer Utility Funds	-	-	$650,000	-	-	-	**$650,000**
Operating - Storm Water Utility Funds	-	-	$550,000	-	-	-	**$550,000**
Operating - Water Utility Funds	-	-	$650,000	-	-	-	**$650,000**
	-	**-**	**$1,850,000**	**-**	**-**	**-**	**$1,850,000**
[27059]: **STH 16 (La Crosse St) - 7th to 11th (Constr)**							
Engineering; Sanitary Sewer Utility; Stormwater Utility; Streets; Water Utility							
Borrowing - New Debt Issue	-	-	$200,000	-	-	-	**$200,000**
Operating - Sanitary Sewer Utility Funds	-	-	$500,000	-	-	-	**$500,000**
Operating - Storm Water Utility Funds	-	-	$500,000	-	-	-	**$500,000**
Operating - Water Utility Funds	-	-	$500,000	-	-	-	**$500,000**
	-	**-**	**$1,700,000**	**-**	**-**	**-**	**$1,700,000**
[26174]: **Charles St - Island St to Hagar St**							
Engineering; Sanitary Sewer Utility; Stormwater Utility; Streets; Water Utility							
Operating - Sanitary Sewer Utility Funds	-	-	$300,000	-	-	-	**$300,000**
Operating - Storm Water Utility Funds	-	-	$400,000	-	-	-	**$400,000**
Operating - Water Utility Funds	-	-	$350,000	-	-	-	**$350,000**
Other - TIF Increment - 16	-	-	$200,000	-	-	-	**$200,000**
	-	**-**	**$1,250,000**	**-**	**-**	**-**	**$1,250,000**
[26179]: **Lincoln Avenue - 29th St. to 32nd St.**							
Engineering; Sanitary Sewer Utility; Stormwater Utility; Streets; Water Utility							
Borrowing - New Debt Issue	-	-	$150,000	-	-	-	**$150,000**
Operating - Sanitary Sewer Utility Funds	-	-	$250,000	-	-	-	**$250,000**
Operating - Storm Water Utility Funds	-	-	$100,000	-	-	-	**$100,000**
Operating - Water Utility Funds	-	-	$250,000	-	-	-	**$250,000**
Other - TIF Increment - 15	-	-	$400,000	-	-	-	**$400,000**
	-	**-**	**$1,150,000**	**-**	**-**	**-**	**$1,150,000**

Requests

Funding Source	Past	2027	2028	2029	2030	2031	Total
[26823]: **13th Place - Horton to Travis**							
Engineering; Sanitary Sewer Utility; Stormwater Utility; Streets; Water Utility							
Borrowing - New Debt Issue	-	-	$600,000	-	-	-	**$600,000**
Operating - Sanitary Sewer Utility Funds	-	-	$200,000	-	-	-	**$200,000**
Operating - Storm Water Utility Funds	-	-	$200,000	-	-	-	**$200,000**
Operating - Water Utility Funds	-	-	$100,000	-	-	-	**$100,000**
	-	**-**	**$1,100,000**	**-**	**-**	**-**	**$1,100,000**
[27065]: **2899 29th Ct S - BNSF Rail to 31st St S**							
Engineering; Stormwater Utility							
Borrowing - New Debt Issue	-	-	$50,000	-	-	-	**$50,000**
Operating - Storm Water Utility Funds	-	-	$700,000	-	-	-	**$700,000**
	-	**-**	**$750,000**	**-**	**-**	**-**	**$750,000**
[26030]: **2nd Street Median Retrofit**							
Engineering; Streets							
Other - TIF Increment - 17	-	-	$500,000	-	-	-	**$500,000**
	-	**-**	**$500,000**	**-**	**-**	**-**	**$500,000**
[26031]: **Ranger Drive Protected Bike Lanes**							
Engineering; Planning & Development; Stormwater Utility; Streets							
Borrowing - New Debt Issue	-	-	$150,000	$1,200,000	-	-	**$1,350,000**
Operating - Storm Water Utility Funds	-	-	-	$150,000	-	-	**$150,000**
	-	**-**	**$150,000**	**$1,350,000**	**-**	**-**	**$1,500,000**
[27066]: **STH 35 (West Ave/Lang Dr/George St) - Barlow to Cunningham (Constr)**							
Engineering; Sanitary Sewer Utility; Stormwater Utility; Streets; Water Utility							
Borrowing - New Debt Issue	-	-	-	$1,500,000	$3,300,000	-	**$4,800,000**
Operating - Sanitary Sewer Utility Funds	-	-	-	$900,000	$2,300,000	-	**$3,200,000**
Operating - Storm Water Utility Funds	-	-	-	$300,000	$900,000	-	**$1,200,000**
Operating - Water Utility Funds	-	-	-	$3,000,000	$2,900,000	-	**$5,900,000**
	-	**-**	**-**	**$5,700,000**	**$9,400,000**	**-**	**$15,100,000**
[26907]: **Pearl Street reconstruction**							
Engineering; Planning & Development; Sanitary Sewer Utility; Stormwater Utility; Streets; Water Utility							
Operating - Sanitary Sewer Utility Funds	-	-	-	$200,000	-	-	**$200,000**
Operating - Storm Water Utility Funds	-	-	-	$500,000	-	-	**$500,000**
Operating - Water Utility Funds	-	-	-	$250,000	-	-	**$250,000**
Other - TIF Increment - 11	$200,000	-	-	-	-	-	**$200,000**
Other - TIF Increment - 17	-	-	-	$4,000,000	-	-	**$4,000,000**
	$200,000	**-**	**-**	**$4,950,000**	**-**	**-**	**$5,150,000**
[26946]: **King Street Greenway Extension 3rd St to 5th St**							
Engineering; Planning & Development; Sanitary Sewer Utility; Stormwater Utility; Streets; Water Utility							
Operating - Sanitary Sewer Utility Funds	-	-	-	$350,000	-	-	**$350,000**
Operating - Storm Water Utility Funds	-	-	-	$400,000	-	-	**$400,000**
Operating - Water Utility Funds	-	-	-	$1,300,000	-	-	**$1,300,000**
Other - TIF Increment - 11	$350,000	-	-	-	-	-	**$350,000**
Other - TIF Increment - 17	-	-	-	$700,000	-	-	**$700,000**
	$350,000	**-**	**-**	**$2,750,000**	**-**	**-**	**$3,100,000**
[26600]: **Green Bay St - Losey Blvd to BNSF RR**							
Engineering; Sanitary Sewer Utility; Stormwater Utility; Streets; Water Utility							
Borrowing - New Debt Issue	-	-	-	$900,000	-	-	**$900,000**
Operating - Sanitary Sewer Utility Funds	-	-	-	$200,000	-	-	**$200,000**
Operating - Storm Water Utility Funds	-	-	-	$800,000	-	-	**$800,000**
Operating - Water Utility Funds	-	-	-	$150,000	-	-	**$150,000**
	-	**-**	**-**	**$2,050,000**	**-**	**-**	**$2,050,000**
[26601]: **Green Bay St - 9th St S to 14th St S (STP Urban)**							
Engineering; Sanitary Sewer Utility; Stormwater Utility; Streets; Water Utility							
Borrowing - New Debt Issue	-	-	-	$300,000	-	-	**$300,000**
Operating - Sanitary Sewer Utility Funds	-	-	-	$300,000	-	-	**$300,000**
Operating - Storm Water Utility Funds	-	-	-	$200,000	-	-	**$200,000**
Operating - Water Utility Funds	-	-	-	$1,025,000	-	-	**$1,025,000**
	-	**-**	**-**	**$1,825,000**	**-**	**-**	**$1,825,000**
[26593]: **Redfield Street - 21st Street South to Losey Boulevard**							
Engineering; Sanitary Sewer Utility; Stormwater Utility; Streets; Water Utility							
Borrowing - New Debt Issue	-	-	-	$500,000	-	-	**$500,000**
Operating - Sanitary Sewer Utility Funds	-	-	-	$500,000	-	-	**$500,000**
Operating - Storm Water Utility Funds	-	-	-	$200,000	-	-	**$200,000**
Operating - Water Utility Funds	-	-	-	$500,000	-	-	**$500,000**
	-	**-**	**-**	**$1,700,000**	**-**	**-**	**$1,700,000**

Requests

Funding Source	Past	2027	2028	2029	2030	2031	Total
[27069]: **Lincoln Ave - Losey to 28th St**							
Engineering; Sanitary Sewer Utility; Stormwater Utility; Streets; Water Utility							
Operating - Sanitary Sewer Utility Funds	-	-	-	$600,000	-	-	**$600,000**
Operating - Storm Water Utility Funds	-	-	-	$450,000	-	-	**$450,000**
Operating - Water Utility Funds	-	-	-	$600,000	-	-	**$600,000**
	-	**-**	**-**	**$1,650,000**	**-**	**-**	**$1,650,000**
[26680]: **8th Street South - Hood Street to Johnson Street**							
Engineering; Sanitary Sewer Utility; Stormwater Utility; Streets; Water Utility							
Borrowing - New Debt Issue	-	-	-	$450,000	-	-	**$450,000**
Operating - Sanitary Sewer Utility Funds	-	-	-	$250,000	-	-	**$250,000**
Operating - Storm Water Utility Funds	-	-	-	$200,000	-	-	**$200,000**
Operating - Water Utility Funds	-	-	-	$300,000	-	-	**$300,000**
	-	**-**	**-**	**$1,200,000**	**-**	**-**	**$1,200,000**
[25046]: **20th Street South - Denton St to Park Ave**							
Engineering; Sanitary Sewer Utility; Stormwater Utility; Streets; Water Utility							
Borrowing - New Debt Issue	-	-	-	$300,000	-	-	**$300,000**
Operating - Sanitary Sewer Utility Funds	-	-	-	$200,000	-	-	**$200,000**
Operating - Storm Water Utility Funds	-	-	-	$200,000	-	-	**$200,000**
Operating - Water Utility Funds	-	-	-	$200,000	-	-	**$200,000**
	-	**-**	**-**	**$900,000**	**-**	**-**	**$900,000**
[26433]: **Hagar Street - Avon St. to Liberty St.**							
Engineering; Sanitary Sewer Utility; Stormwater Utility; Streets; Water Utility							
Operating - Sanitary Sewer Utility Funds	-	-	-	$100,000	-	-	**$100,000**
Operating - Storm Water Utility Funds	-	-	-	$50,000	-	-	**$50,000**
Operating - Water Utility Funds	-	-	-	$100,000	-	-	**$100,000**
Other - TIF Increment - 16	-	-	-	$250,000	-	-	**$250,000**
	-	**-**	**-**	**$500,000**	**-**	**-**	**$500,000**
[26649]: **Bliss Road Slope Stabilization**							
Engineering; Streets							
Borrowing - New Debt Issue	$370,400	-	-	$300,000	$300,000	-	**$970,400**
Other - Existing Bond Funds	$279,600	-	-	-	-	-	**$279,600**
	$650,000	**-**	**-**	**$300,000**	**$300,000**	**-**	**$1,250,000**
[27086]: **State St - 21st to Losey Blvd**							
Engineering; Sanitary Sewer Utility; Stormwater Utility; Streets; Water Utility							
Borrowing - New Debt Issue	-	-	-	-	-	$900,000	**$900,000**
Operating - Sanitary Sewer Utility Funds	-	-	-	$150,000	-	$1,500,000	**$1,650,000**
Operating - Storm Water Utility Funds	-	-	-	-	-	$300,000	**$300,000**
Operating - Water Utility Funds	-	-	-	-	-	$400,000	**$400,000**
	-	**-**	**-**	**$150,000**	**-**	**$3,100,000**	**$3,250,000**
[26925]: **Midblock Crosswalk - Park Ave between 16th St & East Ave**							
Engineering; Streets							
Borrowing - New Debt Issue	-	-	-	$60,000	-	-	**$60,000**
	-	**-**	**-**	**$60,000**	**-**	**-**	**$60,000**
[27082]: **USH 14/61 + 53 (South Ave/3rd St/4th St/Copeland/Rose) - Green Bay St to Livingston St**							
Engineering; Sanitary Sewer Utility; Stormwater Utility; Streets; Water Utility							
Borrowing - New Debt Issue	-	-	-	-	$2,500,000	$3,000,000	**$5,500,000**
Operating - Storm Water Utility Funds	-	-	-	-	$400,000	$400,000	**$800,000**
Operating - Water Utility Funds	-	-	-	-	$2,000,000	$3,200,000	**$5,200,000**
	-	**-**	**-**	**-**	**$4,900,000**	**$6,600,000**	**$11,500,000**
[27093]: **King St Greenway Extension - 5th to 7th St**							
Engineering; Planning & Development; Sanitary Sewer Utility; Stormwater Utility; Streets; Water Utility							
Operating - Sanitary Sewer Utility Funds	-	-	-	-	$500,000	-	**$500,000**
Operating - Storm Water Utility Funds	-	-	-	-	$700,000	-	**$700,000**
Operating - Water Utility Funds	-	-	-	-	$650,000	-	**$650,000**
Other - TIF Increment - 17	-	-	-	-	$750,000	-	**$750,000**
	-	**-**	**-**	**-**	**$2,600,000**	**-**	**$2,600,000**
[26011]: **State St - 17th St to 21st St**							
Engineering; Sanitary Sewer Utility; Stormwater Utility; Streets; Water Utility							
Borrowing - New Debt Issue	-	-	-	-	$900,000	-	**$900,000**
Operating - Sanitary Sewer Utility Funds	-	-	-	-	$500,000	-	**$500,000**
Operating - Storm Water Utility Funds	-	-	-	-	$250,000	-	**$250,000**
Operating - Water Utility Funds	-	-	-	-	$500,000	-	**$500,000**
	-	**-**	**-**	**-**	**$2,150,000**	**-**	**$2,150,000**

Requests

Funding Source	Past	2027	2028	2029	2030	2031	Total
[26798]: **Robinsdale Avenue - Mormon Coulee Rd to 27th St.**							
Engineering; Sanitary Sewer Utility; Stormwater Utility; Streets; Water Utility							
Borrowing - New Debt Issue	-	-	-	-	$600,000	-	**$600,000**
Operating - Sanitary Sewer Utility Funds	-	-	-	-	$200,000	-	**$200,000**
Operating - Storm Water Utility Funds	-	-	-	-	$100,000	-	**$100,000**
Operating - Water Utility Funds	-	-	-	-	$600,000	-	**$600,000**
	-	**-**	**-**	**-**	**$1,500,000**	**-**	**$1,500,000**
[26951]: **Caledonia St - Monitor St to Gould St**							
Engineering; Sanitary Sewer Utility; Stormwater Utility; Streets; Water Utility							
Borrowing - New Debt Issue	-	-	-	-	$600,000	-	**$600,000**
Operating - Sanitary Sewer Utility Funds	-	-	-	-	$300,000	-	**$300,000**
Operating - Storm Water Utility Funds	-	-	-	-	$100,000	-	**$100,000**
Operating - Water Utility Funds	-	-	-	-	$300,000	-	**$300,000**
	-	**-**	**-**	**-**	**$1,300,000**	**-**	**$1,300,000**
[27087]: **8th Street - Denton St to Hood St**							
Engineering; Sanitary Sewer Utility; Stormwater Utility; Streets; Water Utility							
Borrowing - New Debt Issue	-	-	-	-	$300,000	-	**$300,000**
Operating - Sanitary Sewer Utility Funds	-	-	-	-	$350,000	-	**$350,000**
Operating - Storm Water Utility Funds	-	-	-	-	$250,000	-	**$250,000**
Operating - Water Utility Funds	-	-	-	-	$350,000	-	**$350,000**
	-	**-**	**-**	**-**	**$1,250,000**	**-**	**$1,250,000**
[27072]: **Sunrise Dr - Lincoln to Glendale & Calloway Ln - Losey to Sunrise**							
Engineering; Sanitary Sewer Utility; Streets; Water Utility							
Borrowing - New Debt Issue	-	-	-	-	$300,000	-	**$300,000**
Operating - Sanitary Sewer Utility Funds	-	-	-	-	$200,000	-	**$200,000**
Operating - Water Utility Funds	-	-	-	-	$500,000	-	**$500,000**
	-	**-**	**-**	**-**	**$1,000,000**	**-**	**$1,000,000**
[26667]: **Redfield Street - 16th Street to East Avenue**							
Engineering; Sanitary Sewer Utility; Stormwater Utility; Streets; Water Utility							
Borrowing - New Debt Issue	-	-	-	-	$450,000	-	**$450,000**
Operating - Sanitary Sewer Utility Funds	-	-	-	-	$200,000	-	**$200,000**
Operating - Storm Water Utility Funds	-	-	-	-	$100,000	-	**$100,000**
Operating - Water Utility Funds	-	-	-	-	$200,000	-	**$200,000**
	-	**-**	**-**	**-**	**$950,000**	**-**	**$950,000**
[26859]: **20th Street S - Redfield St. to Green Bay St.**							
Engineering; Stormwater Utility; Streets							
Borrowing - New Debt Issue	-	-	-	-	$300,000	-	**$300,000**
Operating - Storm Water Utility Funds	-	-	-	-	$100,000	-	**$100,000**
	-	**-**	**-**	**-**	**$400,000**	**-**	**$400,000**
[26033]: **Signal Replacement at Mormon Coulee & Birch - HSIP**							
Engineering; Streets							
Borrowing - New Debt Issue	$150,000	-	-	-	$200,000	-	**$350,000**
	$150,000	**-**	**-**	**-**	**$200,000**	**-**	**$350,000**
[26885]: **Palace Street - midblock RRFB east of Charles St**							
Engineering; Streets							
Borrowing - New Debt Issue	-	-	-	-	$100,000	-	**$100,000**
	-	**-**	**-**	**-**	**$100,000**	**-**	**$100,000**
[26931]: **Milson Ct Traffic Calming**							
Engineering; Streets							
Borrowing - New Debt Issue	-	-	-	-	$100,000	-	**$100,000**
	-	**-**	**-**	**-**	**$100,000**	**-**	**$100,000**
[26021]: **Ward Ave - Losey Blvd to 28th St**							
Engineering; Sanitary Sewer Utility; Stormwater Utility; Streets; Water Utility							
Borrowing - New Debt Issue	-	-	-	-	-	$800,000	**$800,000**
Operating - Sanitary Sewer Utility Funds	-	-	-	-	-	$800,000	**$800,000**
Operating - Storm Water Utility Funds	-	-	-	-	-	$250,000	**$250,000**
Operating - Water Utility Funds	-	-	-	-	-	$600,000	**$600,000**
	-	**-**	**-**	**-**	**-**	**$2,450,000**	**$2,450,000**
[26671]: **Liberty Street - Clinton St to Sill St**							
Engineering; Sanitary Sewer Utility; Stormwater Utility; Streets; Water Utility							
Borrowing - New Debt Issue	-	-	-	-	-	$800,000	**$800,000**
Operating - Sanitary Sewer Utility Funds	-	-	-	-	-	$300,000	**$300,000**
Operating - Storm Water Utility Funds	-	-	-	-	-	$200,000	**$200,000**
Operating - Water Utility Funds	-	-	-	-	-	$400,000	**$400,000**
	-	**-**	**-**	**-**	**-**	**$1,700,000**	**$1,700,000**

Requests

Funding Source	Past	2027	2028	2029	2030	2031	Total
[26009]: **Kane St - St. Paul St to Logan St**							
Engineering; Sanitary Sewer Utility; Stormwater Utility; Streets; Water Utility							
Borrowing - New Debt Issue	-	-	-	-	-	$600,000	**$600,000**
Operating - Sanitary Sewer Utility Funds	-	-	-	-	-	$350,000	**$350,000**
Operating - Storm Water Utility Funds	-	-	-	-	-	$300,000	**$300,000**
Operating - Water Utility Funds	-	-	-	-	-	$400,000	**$400,000**
	-	**-**	**-**	**-**	**-**	**$1,650,000**	**$1,650,000**
[26421]: **Livingston Street - Liberty St. to George St.**							
Engineering; Sanitary Sewer Utility; Stormwater Utility; Streets; Water Utility							
Borrowing - New Debt Issue	-	-	-	-	-	$800,000	**$800,000**
Operating - Sanitary Sewer Utility Funds	-	-	-	-	-	$200,000	**$200,000**
Operating - Storm Water Utility Funds	-	-	-	-	-	$300,000	**$300,000**
Operating - Water Utility Funds	-	-	-	-	-	$200,000	**$200,000**
	-	**-**	**-**	**-**	**-**	**$1,500,000**	**$1,500,000**
[27095]: **Robinsdale Ave - 27th to Eastern Terminus**							
Engineering; Sanitary Sewer Utility; Stormwater Utility; Streets; Water Utility							
Borrowing - New Debt Issue	-	-	-	-	-	$700,000	**$700,000**
Operating - Sanitary Sewer Utility Funds	-	-	-	-	-	$300,000	**$300,000**
Operating - Storm Water Utility Funds	-	-	-	-	-	$100,000	**$100,000**
Operating - Water Utility Funds	-	-	-	-	-	$200,000	**$200,000**
	-	**-**	**-**	**-**	**-**	**$1,300,000**	**$1,300,000**
[27075]: **26th St S - Lincoln to Glendale**							
Engineering; Sanitary Sewer Utility; Stormwater Utility; Streets; Water Utility							
Borrowing - New Debt Issue	-	-	-	-	-	$200,000	**$200,000**
Operating - Sanitary Sewer Utility Funds	-	-	-	-	-	$300,000	**$300,000**
Operating - Storm Water Utility Funds	-	-	-	-	-	$400,000	**$400,000**
Operating - Water Utility Funds	-	-	-	-	-	$300,000	**$300,000**
	-	**-**	**-**	**-**	**-**	**$1,200,000**	**$1,200,000**
[27096]: **Caledonia St - Gould to Saint Andrew St**							
Engineering; Sanitary Sewer Utility; Stormwater Utility; Streets; Water Utility							
Borrowing - New Debt Issue	-	-	-	-	-	$500,000	**$500,000**
Operating - Sanitary Sewer Utility Funds	-	-	-	-	-	$300,000	**$300,000**
Operating - Storm Water Utility Funds	-	-	-	-	-	$100,000	**$100,000**
Operating - Water Utility Funds	-	-	-	-	-	$200,000	**$200,000**
	-	**-**	**-**	**-**	**-**	**$1,100,000**	**$1,100,000**
[26022]: **Chase St Watermain Relocation**							
Engineering; Water Utility							
Operating - Sanitary Sewer Utility Funds	-	-	-	-	-	$200,000	**$200,000**
Operating - Storm Water Utility Funds	-	-	-	-	-	$100,000	**$100,000**
Operating - Water Utility Funds	-	-	-	-	-	$300,000	**$300,000**
	-	**-**	**-**	**-**	**-**	**$600,000**	**$600,000**
[26027]: **East Ave Speed Tables - Losey Blvd to Shelby Rd**							
Engineering; Streets							
Borrowing - New Debt Issue	-	-	-	-	-	$200,000	**$200,000**
	-	**-**	**-**	**-**	**-**	**$200,000**	**$200,000**

Streetscaping & Lighting

2027 Total Funding
$670,000

2027 New Borrowing
$520,000

2027 City Funded
$640,000

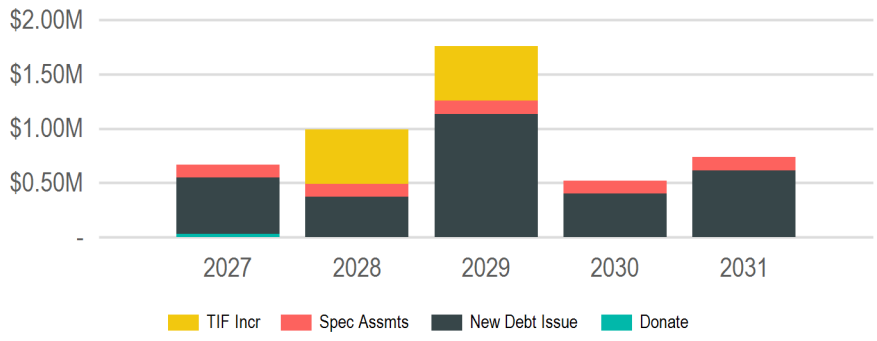

(In Thousands of Dollars)

Funding Sources

Source	2027	2028	2029	2030	2031	Total
Borrowing	$520,000	$370,000	$1,135,000	$400,000	$615,000	**$3,040,000**
New Debt Issue	$520,000	$370,000	$1,135,000	$400,000	$615,000	**$3,040,000**
Donations & Outside Funding	$30,000	-	-	-	-	**$30,000**
Donations	$30,000	-	-	-	-	**$30,000**
Taxation	$120,000	$620,000	$620,000	$120,000	$120,000	**$1,600,000**
Special Assessments	$120,000	$120,000	$120,000	$120,000	$120,000	**$600,000**
TIF Increment	-	$500,000	$500,000	-	-	**$1,000,000**
	$670,000	**$990,000**	**$1,755,000**	**$520,000**	**$735,000**	**$4,670,000**

Requests

Funding Source	Past	2027	2028	2029	2030	2031	Total
[26762]: **Annual Sidewalk Infill Program**							
Engineering							
Borrowing - New Debt Issue	-	$165,000	$125,000	$130,000	$135,000	$140,000	**$695,000**
	-	**$165,000**	**$125,000**	**$130,000**	**$135,000**	**$140,000**	**$695,000**
[26647]: **Sidewalk Snow Removal - City Wide**							
Engineering							
Other - Special Assessments	-	$120,000	$120,000	$120,000	$120,000	$120,000	**$600,000**
	-	**$120,000**	**$120,000**	**$120,000**	**$120,000**	**$120,000**	**$600,000**
[26648]: **Annual Sidewalk & ADA Ramp Replacement Program**							
Engineering							
Borrowing - New Debt Issue	-	$115,000	$125,000	$130,000	$135,000	$140,000	**$645,000**
	-	**$115,000**	**$125,000**	**$130,000**	**$135,000**	**$140,000**	**$645,000**
[26901]: **Annual Capital Streetscape & Lighting Maintenance Program**							
Engineering; Streets							
Borrowing - New Debt Issue	-	$115,000	$120,000	$125,000	$130,000	$135,000	**$625,000**
	-	**$115,000**	**$120,000**	**$125,000**	**$130,000**	**$135,000**	**$625,000**
[27080]: **32nd St S & Fairchild St E - RRFB**							
Engineering; Streets							
Borrowing - New Debt Issue	-	$50,000	-	-	-	-	**$50,000**
Outside - Donations	-	$30,000	-	-	-	-	**$30,000**
	-	**$80,000**	**-**	**-**	**-**	**-**	**$80,000**
[26036]: **STP-Urban City Replacement Sidewalk**							
Engineering							
Borrowing - New Debt Issue	-	$75,000	-	-	-	-	**$75,000**
	-	**$75,000**	**-**	**-**	**-**	**-**	**$75,000**
[26966]: **Pedestrian Lighting - Island St from Charles to George and Charles from Island to Hagar**							
Engineering; Streets							
Other - TIF Increment - 16	-	-	$500,000	-	-	-	**$500,000**
	-	**-**	**$500,000**	**-**	**-**	**-**	**$500,000**
[26745]: **Pedestrian Lighting - State St, from 7th St to West Ave**							
Engineering; Streets							
Borrowing - New Debt Issue	-	-	-	$500,000	-	-	**$500,000**
	-	**-**	**-**	**$500,000**	**-**	**-**	**$500,000**

Requests

Funding Source	Past	2027	2028	2029	2030	2031	Total
[26964]: **Pedestrian Lighting - St Andrew St from Caledonia to George**							
Engineering; Streets							
Other - TIF Increment - 16	-	-	-	$500,000	-	-	**$500,000**
	-	**-**	**-**	**$500,000**	**-**	**-**	**$500,000**
[26959]: **Sidewalk Infill Bliss Rd from RR to Oak Trail**							
Engineering; Streets							
Borrowing - New Debt Issue	-	-	-	$250,000	-	-	**$250,000**
	-	**-**	**-**	**$250,000**	**-**	**-**	**$250,000**
[27094]: **Pedestrian lighting - Tyler St from 9th to 10th St S**							
Engineering; Streets							
Borrowing - New Debt Issue	-	-	-	-	-	$200,000	**$200,000**
	-	**-**	**-**	**-**	**-**	**$200,000**	**$200,000**

Utilities

2027 Total Funding
$18,670,000

2027 New Borrowing

2027 City Funded
$18,670,000

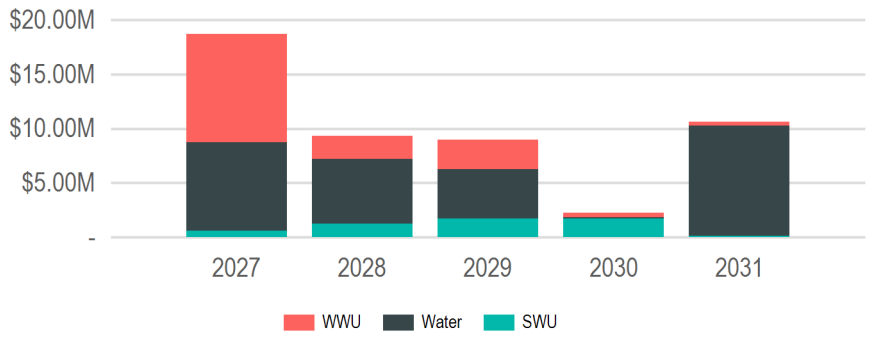

(In Thousands of Dollars)

Funding Sources

Source	2027	2028	2029	2030	2031	Total
Operating Funds	$18,670,000	$9,300,000	$9,000,000	$2,250,000	$10,650,000	**$49,870,000**
Enterprise/Utility Funds	$18,670,000	$9,300,000	$9,000,000	$2,250,000	$10,650,000	**$49,870,000**
	$18,670,000	**$9,300,000**	**$9,000,000**	**$2,250,000**	**$10,650,000**	**$49,870,000**

Requests

Funding Source	Past	2027	2028	2029	2030	2031	Total
[26808]: **Ultra Violet Treatment System Replacement at Wastewater Treatment Plant**							
Engineering; Sanitary Sewer Utility							
Operating - Sanitary Sewer Utility Funds	-	$7,500,000	-	-	-	-	**$7,500,000**
	-	**$7,500,000**	**-**	**-**	**-**	**-**	**$7,500,000**
[26050]: **Grandad Reservoir Rehabilitation**							
Engineering; Water Utility							
Operating - Water Utility Funds	-	$3,500,000	-	-	-	-	**$3,500,000**
	-	**$3,500,000**	**-**	**-**	**-**	**-**	**$3,500,000**
[26500]: **Myrick Pump Station Improvements**							
Water Utility							
Operating - Water Utility Funds	-	$2,000,000	-	-	-	-	**$2,000,000**
	-	**$2,000,000**	**-**	**-**	**-**	**-**	**$2,000,000**
[27078]: **New Water System Well**							
Engineering; Water Utility							
Operating - Water Utility Funds	-	$2,000,000	$2,500,000	$3,000,000	-	-	**$7,500,000**
	-	**$2,000,000**	**$2,500,000**	**$3,000,000**	**-**	**-**	**$7,500,000**
[26034]: **WWTP Grit Dewatering Pits**							
Engineering; Sanitary Sewer Utility; Stormwater Utility							
Operating - Sanitary Sewer Utility Funds	-	$350,000	-	-	-	-	**$350,000**
Operating - Storm Water Utility Funds	-	$350,000	-	-	-	-	**$350,000**
	-	**$700,000**	**-**	**-**	**-**	**-**	**$700,000**
[26684]: **Bluff Slough Sanitary Station Controls Upgrade**							
Sanitary Sewer Utility							
Operating - Sanitary Sewer Utility Funds	-	$700,000	-	-	-	-	**$700,000**
	-	**$700,000**	**-**	**-**	**-**	**-**	**$700,000**
[26227]: **Sanitary Sewer Repair and Rehab Projects**							
Sanitary Sewer Utility							
Operating - Sanitary Sewer Utility Funds	-	$500,000	$300,000	$300,000	$300,000	$300,000	**$1,700,000**
	-	**$500,000**	**$300,000**	**$300,000**	**$300,000**	**$300,000**	**$1,700,000**
[26049]: **Water Meter Stations**							
Water Utility							
Operating - Water Utility Funds	-	$400,000	$600,000	-	-	-	**$1,000,000**
	-	**$400,000**	**$600,000**	**-**	**-**	**-**	**$1,000,000**
[27085]: **Installation of Ferric Storage Tank at WWTP**							
Engineering; Sanitary Sewer Utility							
Operating - Sanitary Sewer Utility Funds	-	$350,000	-	-	-	-	**$350,000**
	-	**$350,000**	**-**	**-**	**-**	**-**	**$350,000**

Requests

Funding Source	Past	2027	2028	2029	2030	2031	Total
[26809]: **Replace 600 building roof.**							
Sanitary Sewer Utility							
Operating - Sanitary Sewer Utility Funds	-	$200,000	-	-	-	-	**$200,000**
	-	**$200,000**	**-**	**-**	**-**	**-**	**$200,000**
[27089]: **Replace 100 building lunchroom roof (WWTP)**							
Engineering; Sanitary Sewer Utility							
Operating - Sanitary Sewer Utility Funds	-	$150,000	-	-	-	-	**$150,000**
	-	**$150,000**	**-**	**-**	**-**	**-**	**$150,000**
[26492]: **Well House HVAC Replacements**							
Water Utility							
Operating - Water Utility Funds	-	$120,000	-	-	-	-	**$120,000**
	-	**$120,000**	**-**	**-**	**-**	**-**	**$120,000**
[26578]: **Storm Water Utility Casting and Catch Basin Replacement Funds**							
Engineering; Stormwater Utility							
Operating - Storm Water Utility Funds	-	$100,000	$100,000	$100,000	$100,000	$100,000	**$500,000**
	-	**$100,000**	**$100,000**	**$100,000**	**$100,000**	**$100,000**	**$500,000**
[26579]: **Sanitary Sewer Utility Casting and Manhole Replacement Funds**							
Engineering; Sanitary Sewer Utility							
Operating - Sanitary Sewer Utility Funds	-	$100,000	$100,000	$100,000	$100,000	$100,000	**$500,000**
	-	**$100,000**	**$100,000**	**$100,000**	**$100,000**	**$100,000**	**$500,000**
[26708]: **Disinfection Building Roof Replacement**							
Sanitary Sewer Utility							
Operating - Sanitary Sewer Utility Funds	-	$100,000	-	-	-	-	**$100,000**
	-	**$100,000**	**-**	**-**	**-**	**-**	**$100,000**
[26812]: **Add 3rd Pump and outfall to Monitor St. Lift Station**							
Stormwater Utility							
Operating - Storm Water Utility Funds	-	$100,000	$1,000,000	-	-	-	**$1,100,000**
	-	**$100,000**	**$1,000,000**	**-**	**-**	**-**	**$1,100,000**
[26883]: **Water Utility Replacement Funds**							
Engineering; Water Utility							
Operating - Water Utility Funds	-	$100,000	$100,000	$100,000	$100,000	$100,000	**$500,000**
	-	**$100,000**	**$100,000**	**$100,000**	**$100,000**	**$100,000**	**$500,000**
[26184]: **Street Best Management Practice (BMP)**							
Engineering; Stormwater Utility							
Operating - Storm Water Utility Funds	-	$50,000	$50,000	$50,000	$50,000	$50,000	**$250,000**
	-	**$50,000**	**$50,000**	**$50,000**	**$50,000**	**$50,000**	**$250,000**
[27060]: **Grandad Reservoir 20" Watermain & Tunnel Replacement**							
Engineering; Water Utility							
Operating - Water Utility Funds	-	-	$1,230,000	-	-	-	**$1,230,000**
	-	**-**	**$1,230,000**	**-**	**-**	**-**	**$1,230,000**
[26976]: **WWTP Digester Cover Rehablitation**							
Sanitary Sewer Utility							
Operating - Sanitary Sewer Utility Funds	-	-	$1,200,000	-	-	-	**$1,200,000**
	-	**-**	**$1,200,000**	**-**	**-**	**-**	**$1,200,000**
[27063]: **New Reservoir - Miller Bluff**							
Engineering; Water Utility							
Operating - Water Utility Funds	-	-	$1,000,000	-	-	$10,000,000	**$11,000,000**
	-	**-**	**$1,000,000**	**-**	**-**	**$10,000,000**	**$11,000,000**
[27088]: **Liftstations PLC Updates**							
Engineering; Sanitary Sewer Utility							
Operating - Sanitary Sewer Utility Funds	-	-	$500,000	-	-	-	**$500,000**
	-	**-**	**$500,000**	**-**	**-**	**-**	**$500,000**
[26037]: **King St Water Valve Installment**							
Engineering; Streets; Water Utility							
Operating - Water Utility Funds	-	-	$450,000	-	-	-	**$450,000**
	-	**-**	**$450,000**	**-**	**-**	**-**	**$450,000**
[27061]: **Storm Lift Stations (Causeway Blvd)**							
Engineering; Stormwater Utility							
Operating - Storm Water Utility Funds	-	-	$100,000	$1,200,000	-	-	**$1,300,000**
	-	**-**	**$100,000**	**$1,200,000**	**-**	**-**	**$1,300,000**
[26028]: **Fiber connection to Wells 16 & 17**							
Engineering; Water Utility							
Operating - Water Utility Funds	-	-	$70,000	-	-	-	**$70,000**
	-	**-**	**$70,000**	**-**	**-**	**-**	**$70,000**

Requests

Funding Source	Past	2027	2028	2029	2030	2031	Total
[26950]: **South Ave Sanitary Sewer Lining**							
Engineering; Sanitary Sewer Utility							
Operating - Sanitary Sewer Utility Funds	-	-	-	$1,300,000	-	-	**$1,300,000**
	-	**-**	**-**	**$1,300,000**	**-**	**-**	**$1,300,000**
[26954]: **Oak Street Watermain- Gillette Pl to Rublee St**							
Engineering; Water Utility							
Operating - Sanitary Sewer Utility Funds	-	-	-	$100,000	-	-	**$100,000**
Operating - Storm Water Utility Funds	-	-	-	$200,000	-	-	**$200,000**
Operating - Water Utility Funds	-	-	-	$650,000	-	-	**$650,000**
	-	**-**	**-**	**$950,000**	**-**	**-**	**$950,000**
[26955]: **Farnam St Sanitary Replacement**							
Sanitary Sewer Utility; Streets; Water Utility							
Operating - Sanitary Sewer Utility Funds	-	-	-	$600,000	-	-	**$600,000**
Operating - Water Utility Funds	-	-	-	$250,000	-	-	**$250,000**
	-	**-**	**-**	**$850,000**	**-**	**-**	**$850,000**
[26952]: **Charles St Sanitary at rail crossing**							
Engineering; Sanitary Sewer Utility; Streets; Water Utility							
Operating - Sanitary Sewer Utility Funds	-	-	-	$350,000	-	-	**$350,000**
Operating - Water Utility Funds	-	-	-	$350,000	-	-	**$350,000**
	-	**-**	**-**	**$700,000**	**-**	**-**	**$700,000**
[26943]: **Ward Ave & 33rd St Watermain**							
Water Utility							
Operating - Water Utility Funds	-	-	-	$200,000	-	-	**$200,000**
	-	**-**	**-**	**$200,000**	**-**	**-**	**$200,000**
[27083]: **Storm Lift Station - Sill St**							
Engineering; Stormwater Utility							
Operating - Storm Water Utility Funds	-	-	-	$150,000	$1,400,000	-	**$1,550,000**
	-	**-**	**-**	**$150,000**	**$1,400,000**	**-**	**$1,550,000**
[26953]: **West George St Storm Extension**							
Stormwater Utility; Streets							
Operating - Storm Water Utility Funds	-	-	-	-	$100,000	-	**$100,000**
	-	**-**	**-**	**-**	**$100,000**	**-**	**$100,000**
[27084]: **New Storm Manhole at 1401 St Andrew St**							
Engineering; Stormwater Utility							
Operating - Storm Water Utility Funds	-	-	-	-	$100,000	-	**$100,000**
	-	**-**	**-**	**-**	**$100,000**	**-**	**$100,000**

Airport

2027 Total Funding
$2,350,000

2027 New Borrowing

2027 City Funded
$117,500

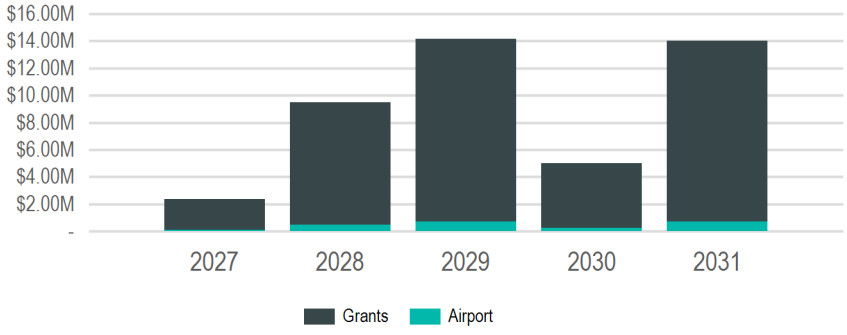

(In Thousands of Dollars)

Funding Sources

Source	2027	2028	2029	2030	2031	Total
Grants & Other Intergovernmental	$2,232,500	$9,025,000	$13,461,500	$4,750,000	$13,300,000	**$42,769,000**
Federal	$2,115,000	$8,550,000	$12,753,000	$4,500,000	$12,600,000	**$40,518,000**
State	$117,500	$475,000	$708,500	$250,000	$700,000	**$2,251,000**
Operating Funds	$117,500	$475,000	$708,500	$250,000	$700,000	**$2,251,000**
Enterprise/Utility Funds	$117,500	$475,000	$708,500	$250,000	$700,000	**$2,251,000**
	$2,350,000	**$9,500,000**	**$14,170,000**	**$5,000,000**	**$14,000,000**	**$45,020,000**

Requests

Funding Source	Past	2027	2028	2029	2030	2031	Total
[26712]: **Airfield Drainage Improvements**							
Airport							
Grants - Federal	-	$1,890,000	-	-	-	-	**$1,890,000**
Grants - State	-	$105,000	-	-	-	-	**$105,000**
Operating - Airport Operating Funds	-	$105,000	-	-	-	-	**$105,000**
	-	**$2,100,000**	**-**	**-**	**-**	**-**	**$2,100,000**
[26621]: **Snow Removal Equipment Building Rehabilitation/Expansion**							
Airport							
Grants - Federal	-	$225,000	$2,250,000	-	-	-	**$2,475,000**
Grants - State	-	$12,500	$125,000	-	-	-	**$137,500**
Operating - Passenger Facility Charges	-	$12,500	$125,000	-	-	-	**$137,500**
	-	**$250,000**	**$2,500,000**	**-**	**-**	**-**	**$2,750,000**
[26042]: **Runway 13/31 Rehabilitation - Rebid**							
Airport							
Grants - Federal	-	-	$5,400,000	-	-	-	**$5,400,000**
Grants - State	-	-	$300,000	-	-	-	**$300,000**
Operating - Airport Operating Funds	-	-	$300,000	-	-	-	**$300,000**
	-	**-**	**$6,000,000**	**-**	**-**	**-**	**$6,000,000**
[26769]: **East GA Apron Reconstruction**							
Airport							
Grants - Federal	-	-	$540,000	$8,100,000	-	-	**$8,640,000**
Grants - State	-	-	$30,000	$450,000	-	-	**$480,000**
Operating - Airport Operating Funds	-	-	$30,000	$450,000	-	-	**$480,000**
	-	**-**	**$600,000**	**$9,000,000**	**-**	**-**	**$9,600,000**
[26918]: **Remove Runway 4/22**							
Airport							
Grants - Federal	-	-	$360,000	$4,500,000	$4,500,000	$4,500,000	**$13,860,000**
Grants - State	-	-	$20,000	$250,000	$250,000	$250,000	**$770,000**
Operating - Passenger Facility Charges	-	-	$20,000	$250,000	$250,000	$250,000	**$770,000**
	-	**-**	**$400,000**	**$5,000,000**	**$5,000,000**	**$5,000,000**	**$15,400,000**
[26619]: **Prepare Development Site**							
Airport							
Grants - Federal	-	-	-	$153,000	-	-	**$153,000**
Grants - State	-	-	-	$8,500	-	-	**$8,500**
Operating - Airport Operating Funds	-	-	-	$8,500	-	-	**$8,500**
	-	**-**	**-**	**$170,000**	**-**	**-**	**$170,000**

Requests

Funding Source	Past	2027	2028	2029	2030	2031	Total
[26711]: **South GA Apron Reconstruction**							
Airport							
Grants - Federal	-	-	-	-	-	$8,100,000	**$8,100,000**
Grants - State	-	-	-	-	-	$450,000	**$450,000**
Operating - Airport Operating Funds	-	-	-	-	-	$450,000	**$450,000**
	-	**-**	**-**	**-**	**-**	**$9,000,000**	**$9,000,000**

Bridges

2027 Total Funding
$2,250,000

2027 New Borrowing
$550,000

2027 City Funded
$550,000

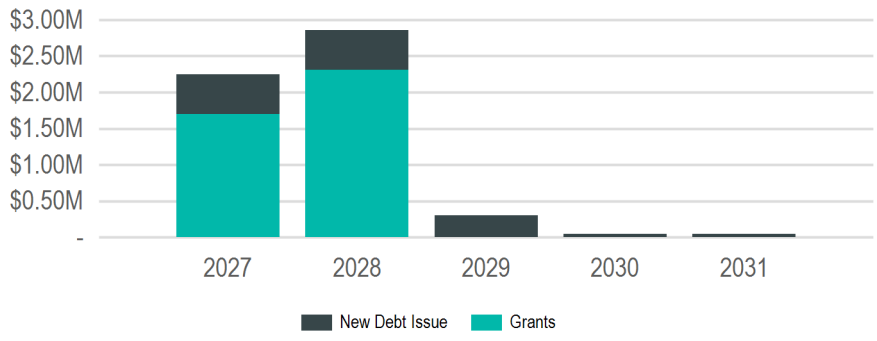

(In Thousands of Dollars)

Funding Sources

Source	2027	2028	2029	2030	2031	Total
Borrowing	$550,000	$550,000	$300,000	$50,000	$50,000	**$1,500,000**
New Debt Issue	$550,000	$550,000	$300,000	$50,000	$50,000	**$1,500,000**
Grants & Other Intergovernmental	$1,700,000	$2,310,400	-	-	-	**$4,010,400**
Federal	$1,700,000	$2,310,400	-	-	-	**$4,010,400**
	$2,250,000	**$2,860,400**	**$300,000**	**$50,000**	**$50,000**	**$5,510,400**

Requests

Funding Source	Past	2027	2028	2029	2030	2031	Total
[26688]: **Wagon Wheel Connector Trail**							
Planning & Development							
Borrowing - New Debt Issue	-	$500,000	$500,000	-	-	-	**$1,000,000**
Grants - Federal	-	$1,700,000	$2,310,400	-	-	-	**$4,010,400**
	-	**$2,200,000**	**$2,810,400**	**-**	**-**	**-**	**$5,010,400**
[26528]: **Bridge Maintenance & Inspections**							
Engineering							
Borrowing - New Debt Issue	-	$50,000	$50,000	$50,000	$50,000	$50,000	**$250,000**
	-	**$50,000**	**$50,000**	**$50,000**	**$50,000**	**$50,000**	**$250,000**
[26703]: **Market Street Bridge Replacement**							
Engineering							
Borrowing - New Debt Issue	-	-	-	$250,000	-	-	**$250,000**
	-	**-**	**-**	**$250,000**	**-**	**-**	**$250,000**

New Borrowing Requests

Request		2027	2028	2029	2030	2031	Total
Borrowing - New Debt Issue							
E26422:	**Radio System Upgrades**	$978,000	-	-	-	-	**$978,000**
26761:	**Annual Traffic Signal Replacement Program**	$800,000	$800,000	$900,000	$900,000	$1,000,000	**$4,400,000**
E26086:	**Tandem Axle Dump Truck with Front and Wing Plow**	$774,586	$355,680	$369,992	$390,000	$400,000	**$2,290,258**
26562:	**City Hall Air Handler Replacement**	$750,000	$200,000	-	-	-	**$950,000**
E26087:	**Single Axle Dump Truck w/Plow**	$564,980	$876,821	$909,086	$635,615	$661,254	**$3,647,756**
26688:	**Wagon Wheel Connector Trail**	$500,000	$500,000	-	-	-	**$1,000,000**
26906:	**Housing Grant Fund**	$500,000	-	-	-	-	**$500,000**
26944:	**Avon Street Greenway**	$500,000	-	-	-	-	**$500,000**
26212:	**State St, from 15th to 17th**	$450,000	-	-	-	-	**$450,000**
26268:	**Citywide Traffic Implementation: Interconnect & Synchronization**	$400,000	$350,000	$120,000	-	-	**$870,000**
26949:	**Park Street N - 13th St S to 15th St S**	$400,000	-	-	-	-	**$400,000**
26994:	**Memorial Pool**	$400,000	-	-	-	-	**$400,000**
27056:	**Front/Cross - Winnebago to Cameron Ave (Rail Removal)**	$400,000	-	-	-	-	**$400,000**
E26275:	**P25 Radio System/NICE Logger/SUS/RSUS Service**	$394,000	$410,000	$428,000	$446,000	$500,000	**$2,178,000**
E26105:	**Networking/Backbone Upgrades**	$380,000	$660,000	$425,000	$150,000	$400,000	**$2,015,000**
26595:	**16th St S - Farnam St to Johnson St, Johnson - 15th to 16th**	$350,000	-	-	-	-	**$350,000**
E26266:	**Aerial Lift Truck**	$315,000	-	-	-	-	**$315,000**
26869:	**East Avenue - Market St to Ferry St**	$300,000	-	-	-	-	**$300,000**
E26091:	**Quad Axle Dump Truck**	$285,000	-	$290,000	-	-	**$575,000**
E26316:	**Loader**	$285,000	$300,000	$185,000	-	-	**$770,000**
26169:	**21st St N - Campbell Rd to State St**	$250,000	-	-	-	-	**$250,000**
E27487:	**Audio Visual Equipment Package**	$250,000	-	-	-	-	**$250,000**
26969:	**South Hall Renovation**	$225,000	$180,000	-	-	-	**$405,000**
26032:	**Floodplain Relief Program funding**	$200,000	-	-	$400,000	-	**$600,000**
26182:	**Monitor St - Rose St to Lang Dr (STP Urban)**	$200,000	-	-	-	-	**$200,000**
26763:	**Annual Capital Pavement Maintenance Program**	$200,000	$200,000	$200,000	$200,000	$200,000	**$1,000,000**
27107:	**Library Parking Lot**	$190,000	-	-	-	-	**$190,000**
E26450:	**Body-Worn Cameras/Squad Cameras**	$185,000	$185,000	$185,000	$185,000	$222,000	**$962,000**
26762:	**Annual Sidewalk Infill Program**	$165,000	$125,000	$130,000	$135,000	$140,000	**$695,000**
E26049:	**Leaf Vacuum Collector**	$162,000	$175,000	$181,000	$188,000	-	**$706,000**
26913:	**Annual Miscellaneous Curb Gutter & Pavement Replacement**	$150,000	$150,000	$150,000	$150,000	$150,000	**$750,000**
26915:	**Annual CIP Street Department Paving**	$150,000	$150,000	$150,000	$150,000	$150,000	**$750,000**
E26481:	**Lending Library Kiosk**	$120,000	-	-	-	-	**$120,000**
E27483:	**Generator**	$120,000	-	-	-	-	**$120,000**
26648:	**Annual Sidewalk & ADA Ramp Replacement Program**	$115,000	$125,000	$130,000	$135,000	$140,000	**$645,000**
26901:	**Annual Capital Streetscape & Lighting Maintenance Program**	$115,000	$120,000	$125,000	$130,000	$135,000	**$625,000**
26017:	**Municipal Service Center- New Buildings**	$100,000	$500,000	-	-	-	**$600,000**
26551:	**Marsh Hydrological Implementation**	$100,000	$100,000	-	-	-	**$200,000**
26561:	**City Hall Plumbing Repairs/Bathroom Remodel**	$100,000	-	-	$100,000	-	**$200,000**
27058:	**8th Street N Storm Outfall**	$100,000	-	-	-	-	**$100,000**
27101:	**Emergency Home Repairs**	$100,000	-	-	-	-	**$100,000**
E27499:	**Pick up Truck**	$85,000	-	-	$75,000	$75,000	**$235,000**
26036:	**STP-Urban City Replacement Sidewalk**	$75,000	-	-	-	-	**$75,000**
26771:	**Citywide Tree Planting**	$60,000	$60,000	$60,000	$60,000	-	**$240,000**
E27484:	**Survey Vehicle Full-sized Pickup Truck**	$60,000	-	$70,000	$75,000	$80,000	**$285,000**
E27500:	**Special Events Team Equipment**	$60,000	-	-	-	-	**$60,000**
E26449:	**Tasers**	$58,000	$58,000	$58,000	$58,000	$58,000	**$290,000**
26528:	**Bridge Maintenance & Inspections**	$50,000	$50,000	$50,000	$50,000	$50,000	**$250,000**
26914:	**Annual Miscellaneous Alley Pavement Replacement**	$50,000	$50,000	$50,000	$50,000	$50,000	**$250,000**
27080:	**32nd St S & Fairchild St E - RRFB**	$50,000	-	-	-	-	**$50,000**
E26061:	**City Technology Upgrades**	$50,000	$440,000	$425,000	$265,000	$190,000	**$1,370,000**
E27494:	**Stage Deck Package**	$45,000	-	-	-	-	**$45,000**
26993:	**Riverside Flagpole Replacement**	$40,000	-	-	-	-	**$40,000**
E26101:	**Domain Awareness, Building Security and Smart City**	$40,000	$40,000	$40,000	$40,000	$40,000	**$200,000**
E26109:	**Special Operations Teams and Urban Search and Rescue Response Equipment**	$40,000	-	-	-	-	**$40,000**
E27486:	**Handheld Radios**	$40,000	-	-	-	-	**$40,000**
E27497:	**Scrubber**	$25,000	-	-	-	-	**$25,000**
E27520:	**Radio tower site batteries**	$25,000	-	-	-	$25,000	**$50,000**
E26051:	**Bullet Resistant Vests**	$20,000	$20,000	-	-	-	**$40,000**
E27501:	**Mail Machine Replacement**	$11,000	-	-	-	-	**$11,000**
E26263:	**Quint/Aerial Ladder replacement**	-	$1,725,000	-	-	-	**$1,725,000**
26431:	**31st Street South - East Fairchild St. to State Rd**	-	$1,150,000	-	-	-	**$1,150,000**
E27514:	**SCBA Harnesses, Facepieces, Accessories**	-	$662,750	-	-	-	**$662,750**
26823:	**13th Place - Horton to Travis**	-	$600,000	-	-	-	**$600,000**
26046:	**Creekside Place Slope Stabilization**	-	$500,000	-	-	-	**$500,000**

Request		2027	2028	2029	2030	2031	Total
E26436:	**Motorola Handheld Radios**	-	$220,000	$220,000	$320,000	-	**$760,000**
27059:	**STH 16 (La Crosse St) - 7th to 11th (Constr)**	-	$200,000	-	-	-	**$200,000**
26031:	**Ranger Drive Protected Bike Lanes**	-	$150,000	$1,200,000	-	-	**$1,350,000**
26179:	**Lincoln Avenue - 29th St. to 32nd St.**	-	$150,000	-	-	-	**$150,000**
26776:	**Municipal Boat Harbor Gazebo**	-	$150,000	-	-	-	**$150,000**
E26421:	**Motorola Handheld Radios**	-	$140,000	-	-	-	**$140,000**
E26448:	**Skid Steer**	-	$125,000	-	-	-	**$125,000**
E26423:	**Copier/Printer Replacement**	-	$115,500	-	-	-	**$115,500**
E26459:	**Sidewalk Machine**	-	$115,000	-	$300,000	-	**$415,000**
E26430:	**Generator**	-	$100,000	-	-	-	**$100,000**
E26317:	**Crack Filler/ Patcher**	-	$90,000	-	-	-	**$90,000**
E26410:	**Lawn Mower**	-	$75,000	-	-	-	**$75,000**
26565:	**Fiber, Wireless and other Telecommunications Infrastructure**	-	$70,000	-	$70,000	-	**$140,000**
27065:	**2899 29th Ct S - BNSF Rail to 31st St S**	-	$50,000	-	-	-	**$50,000**
E26097:	**Training Site - Equipment Improvements and Live Burn Engineering Requirements**	-	$50,000	-	-	-	**$50,000**
E26452:	**Concrete Saw**	-	$50,000	-	$55,000	-	**$105,000**
E26460:	**Tag Trailer**	-	$50,000	-	$100,000	-	**$150,000**
E27490:	**Sidewalk & ADA Coordinator Vehicle Compact Pickup Truck**	-	$50,000	-	-	-	**$50,000**
E27491:	**Surveying GPS Receiver & Data Collector**	-	$45,000	-	-	-	**$45,000**
E26239:	**Turf Gator**	-	$35,000	-	-	-	**$35,000**
E26456:	**Walk In Cooler**	-	$25,000	-	-	-	**$25,000**
E27508:	**Zero Turn Lawn Mower**	-	$25,000	-	-	-	**$25,000**
26542:	**Interior Building Networking Cable Replacement**	-	$20,000	-	-	-	**$20,000**
27066:	**STH 35 (West Ave/Lang Dr/George St) - Barlow to Cunningham (Constr)**	-	-	$1,500,000	$3,300,000	-	**$4,800,000**
26554:	**Northside Community Pool**	-	-	$1,000,000	-	-	**$1,000,000**
26600:	**Green Bay St - Losey Blvd to BNSF RR**	-	-	$900,000	-	-	**$900,000**
26593:	**Redfield Street - 21st Street South to Losey Boulevard**	-	-	$500,000	-	-	**$500,000**
26745:	**Pedestrian Lighting - State St, from 7th St to West Ave**	-	-	$500,000	-	-	**$500,000**
26680:	**8th Street South - Hood Street to Johnson Street**	-	-	$450,000	-	-	**$450,000**
26923:	**Willow Trail Resilliency**	-	-	$325,000	-	-	**$325,000**
25046:	**20th Street South - Denton St to Park Ave**	-	-	$300,000	-	-	**$300,000**
26601:	**Green Bay St - 9th St S to 14th St S (STP Urban)**	-	-	$300,000	-	-	**$300,000**
26649:	**Bliss Road Slope Stabilization**	-	-	$300,000	$300,000	-	**$600,000**
26703:	**Market Street Bridge Replacement**	-	-	$250,000	-	-	**$250,000**
26959:	**Sidewalk Infill Bliss Rd from RR to Oak Trail**	-	-	$250,000	-	-	**$250,000**
26560:	**Hass Park**	-	-	$200,000	-	-	**$200,000**
E26417:	**Aerial Platform Truck**	-	-	$180,000	-	-	**$180,000**
E26325:	**Front End Loader**	-	-	$150,000	-	-	**$150,000**
E26453:	**Large Scrubber**	-	-	$100,000	-	-	**$100,000**
E26480:	**Vehicles**	-	-	$90,000	-	-	**$90,000**
27102:	**Arena Updates**	-	-	$70,000	$500,000	-	**$570,000**
26925:	**Midblock Crosswalk - Park Ave between 16th St & East Ave**	-	-	$60,000	-	-	**$60,000**
E26428:	**Zero Turn Mowers**	-	-	$50,000	-	-	**$50,000**
E26401:	**Greens Mower**	-	-	$47,000	-	-	**$47,000**
E26411:	**Driving Range Picker**	-	-	$28,000	-	-	**$28,000**
E26196:	**Thermal Imaging Cameras**	-	-	$25,000	-	-	**$25,000**
E26454:	**Carpet Sweeper Vacuum**	-	-	$15,000	-	-	**$15,000**
27082:	**USH 14/61 + 53 (South Ave/3rd St/4th St/Copeland/Rose) - Green Bay St to Livingston St**	-	-	-	$2,500,000	$3,000,000	**$5,500,000**
26011:	**State St - 17th St to 21st St**	-	-	-	$900,000	-	**$900,000**
26777:	**Green Island Ice Arena Roof**	-	-	-	$800,000	-	**$800,000**
26798:	**Robinsdale Avenue - Mormon Coulee Rd to 27th St.**	-	-	-	$600,000	-	**$600,000**
26951:	**Caledonia St - Monitor St to Gould St**	-	-	-	$600,000	-	**$600,000**
26996:	**Houska Park Bathroom Restoration**	-	-	-	$500,000	-	**$500,000**
E26387:	**Video Score Board**	-	-	-	$500,000	-	**$500,000**
26667:	**Redfield Street - 16th Street to East Avenue**	-	-	-	$450,000	-	**$450,000**
26859:	**20th Street S - Redfield St. to Green Bay St.**	-	-	-	$300,000	-	**$300,000**
27072:	**Sunrise Dr - Lincoln to Glendale & Calloway Ln - Losey to Sunrise**	-	-	-	$300,000	-	**$300,000**
27087:	**8th Street - Denton St to Hood St**	-	-	-	$300,000	-	**$300,000**
E26464:	**Snow Blower for Loader**	-	-	-	$250,000	-	**$250,000**
E26345:	**Dump Truck**	-	-	-	$230,000	-	**$230,000**
26033:	**Signal Replacement at Mormon Coulee & Birch - HSIP**	-	-	-	$200,000	-	**$200,000**
26016:	**Securtiy Upgrades at MSC Grounds**	-	-	-	$125,000	-	**$125,000**
27092:	**Myrick Park Center HVAC Replacement**	-	-	-	$125,000	-	**$125,000**
26885:	**Palace Street - midblock RRFB east of Charles St**	-	-	-	$100,000	-	**$100,000**
26931:	**Milson Ct Traffic Calming**	-	-	-	$100,000	-	**$100,000**
E26440:	**Utility Tractor**	-	-	-	$75,000	-	**$75,000**
E26441:	**Mini Skidsteer**	-	-	-	$75,000	-	**$75,000**
E27519:	**Plotters for Engineering and Planning Departments**	-	-	-	$25,000	-	**$25,000**
E26437:	**Server Room UPS Batteries**	-	-	-	$20,000	-	**$20,000**

Request		2027	2028	2029	2030	2031	Total
26563:	**City Hall Windows, Air Seal Replacements**	-	-	-	-	$1,500,000	**$1,500,000**
27086:	**State St - 21st to Losey Blvd**	-	-	-	-	$900,000	**$900,000**
26021:	**Ward Ave - Losey Blvd to 28th St**	-	-	-	-	$800,000	**$800,000**
26421:	**Livingston Street - Liberty St. to George St.**	-	-	-	-	$800,000	**$800,000**
26671:	**Liberty Street - Clinton St to Sill St**	-	-	-	-	$800,000	**$800,000**
27095:	**Robinsdale Ave - 27th to Eastern Terminus**	-	-	-	-	$700,000	**$700,000**
26009:	**Kane St - St. Paul St to Logan St**	-	-	-	-	$600,000	**$600,000**
27096:	**Caledonia St - Gould to Saint Andrew St**	-	-	-	-	$500,000	**$500,000**
E27496:	**Paver**	-	-	-	-	$500,000	**$500,000**
26988:	**Weigent Tennis Court Replacement**	-	-	-	-	$300,000	**$300,000**
26027:	**East Ave Speed Tables - Losey Blvd to Shelby Rd**	-	-	-	-	$200,000	**$200,000**
27075:	**26th St S - Lincoln to Glendale**	-	-	-	-	$200,000	**$200,000**
27094:	**Pedestrian lighting - Tyler St from 9th to 10th St S**	-	-	-	-	$200,000	**$200,000**
26865:	**Freight Elevator Upgrade**	-	-	-	-	$185,000	**$185,000**
26850:	**Trane Park Improvements**	-	-	-	-	$150,000	**$150,000**
26564:	**City Hall Parking Lot**	-	-	-	-	$125,000	**$125,000**
E27498:	**Sign Making Equipment**	-	-	-	-	$125,000	**$125,000**
E27485:	**Chair Dollies**	-	-	-	-	$120,000	**$120,000**
E27521:	**Flatbed Truck**	-	-	-	-	$100,000	**$100,000**
26700:	**Chad Erickson Lagoon Trail Stabilization**	-	-	-	-	$75,000	**$75,000**
E26354:	**Scissors lift**	-	-	-	-	$60,000	**$60,000**
26698:	**Weigent Park Fence Replacement**	-	-	-	-	$50,000	**$50,000**
27106:	**Yearly Technology Infrastructure Upgrades**	-	-	-	-	$50,000	**$50,000**
E27492:	**Wood Buffet with 4 Chafers and 4 Induction Warmers**	-	-	-	-	$50,000	**$50,000**
E27513:	**UTV**	-	-	-	-	$50,000	**$50,000**
26849:	**Wittenberg Dog Park**	-	-	-	-	$40,000	**$40,000**
E27493:	**Mobile Beverage Carts**	-	-	-	-	$25,000	**$25,000**
E27522:	**Ballfield Groomer**	-	-	-	-	$25,000	**$25,000**
		$13,907,566	**$13,918,751**	**$14,641,078**	**$18,987,615**	**$16,896,254**	**$78,351,264**

TIF Funded Project Requests

Request	2027	2028	2029	2030	2031	Total
Figures only include TIF portion of project funding does not include total project cost.						
Other - TIF Increment - 15						
26982: **Losey Blvd, Mormon Coulee Rd to Ward Ave - 3-Lane Conversion (HSIP)**	$400,000	-	-	-	-	**$400,000**
26002: **Acquisition & Demolition Grant Program Funding**	$100,000	-	-	-	-	**$100,000**
26559: **Glendale Park**	$100,000	-	-	-	-	**$100,000**
26179: **Lincoln Avenue - 29th St. to 32nd St.**	-	$400,000	-	-	-	**$400,000**
	$600,000	**$400,000**	**-**	**-**	**-**	**$1,000,000**
Other - TIF Increment - 16						
26944: **Avon Street Greenway**	$500,000	-	-	-	-	**$500,000**
26002: **Acquisition & Demolition Grant Program Funding**	$100,000	-	-	-	-	**$100,000**
27097: **Northside Facade Program**	$60,000	-	-	-	-	**$60,000**
26966: **Pedestrian Lighting - Island St from Charles to George and Charles from Island to Hagar**	-	$500,000	-	-	-	**$500,000**
26174: **Charles St - Island St to Hagar St**	-	$200,000	-	-	-	**$200,000**
27104: **Willow Trail Resiliency Study**	-	$75,000	-	-	-	**$75,000**
26964: **Pedestrian Lighting - St Andrew St from Caledonia to George**	-	-	$500,000	-	-	**$500,000**
26433: **Hagar Street - Avon St. to Liberty St.**	-	-	$250,000	-	-	**$250,000**
	$660,000	**$775,000**	**$750,000**	**-**	**-**	**$2,185,000**
Other - TIF Increment - 17						
26002: **Acquisition & Demolition Grant Program Funding**	$100,000	-	-	-	-	**$100,000**
26003: **Downtown Facade Program**	$100,000	$100,000	$100,000	$100,000	-	**$400,000**
26030: **2nd Street Median Retrofit**	-	$500,000	-	-	-	**$500,000**
26907: **Pearl Street reconstruction**	-	-	$4,000,000	-	-	**$4,000,000**
26946: **King Street Greenway Extension 3rd St to 5th St**	-	-	$700,000	-	-	**$700,000**
27093: **King St Greenway Extension - 5th to 7th St**	-	-	-	$750,000	-	**$750,000**
27099: **Building Demolition**	-	-	-	$50,000	-	**$50,000**
	$200,000	**$600,000**	**$4,800,000**	**$900,000**	**-**	**$6,500,000**
Other - TIF Increment - 18						
26853: **River Point District Marina**	$3,500,000	-	-	-	-	**$3,500,000**
27098: **River Point District Park Plan**	$2,000,000	$3,200,000	$1,625,000	$3,000,000	$1,100,000	**$10,925,000**
26002: **Acquisition & Demolition Grant Program Funding**	$100,000	-	-	-	-	**$100,000**
	$5,600,000	**$3,200,000**	**$1,625,000**	**$3,000,000**	**$1,100,000**	**$14,525,000**

Unfunded Requests

Request	Past Funded Amount	Unfunded Amount	Total Amount
Buildings & Grounds - City Hall			
26991: **West Wing Construction**	-	$750,000	**$750,000**
	-	$750,000	**$750,000**
Buildings & Grounds - La Crosse Center			
26866: **Escalator Upgrade**	-	$900,000	**$900,000**
27103: **Riverside Carpet**	-	$200,000	**$200,000**
27105: **Skywalk Rooftop Handler Unit**	-	$50,000	**$50,000**
	-	$1,150,000	**$1,150,000**
Flood Control, Harbors & Waterfront			
26725: **Utility line to La Crosse Municipal Harbor**	-	$40,000	**$40,000**
	-	$40,000	**$40,000**
Parks, Recreation & Forestry			
26989: **Copeland Park Tennis Court Replacement**	-	$700,000	**$700,000**
26990: **Bluffview Tennis Court Replacement**	-	$325,000	**$325,000**
26992: **Municipal Harbor Campground**	-	$500,000	**$500,000**
27090: **Grandad Park Restroom Facility Roof Replacement**	-	$70,000	**$70,000**
27091: **Erickson Pool**	-	$150,000	**$150,000**
	-	$1,745,000	**$1,745,000**
Planning & Community Development - Economic Development			
26656: **Public Market**	-	$13,700,000	**$13,700,000**
	-	$13,700,000	**$13,700,000**
Transportation & Utilities - Streets			
26874: **Horton Street - East Ave to 19th St S**	-	$252,000	**$252,000**
	-	$252,000	**$252,000**
	-	$17,637,000	**$17,637,000**