

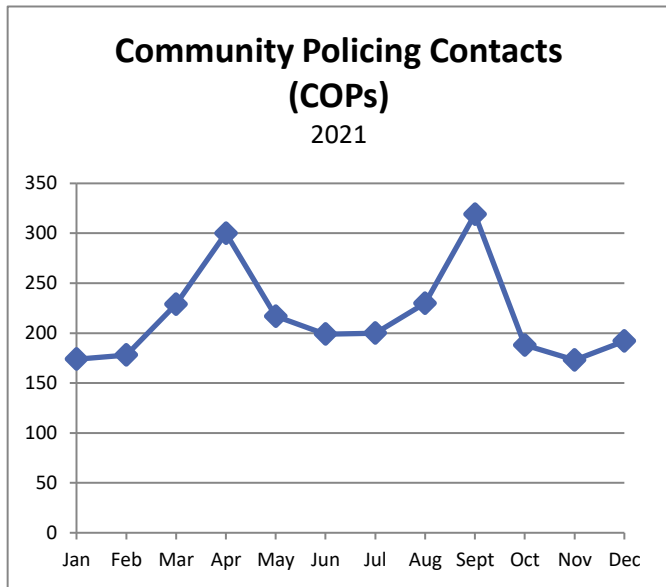
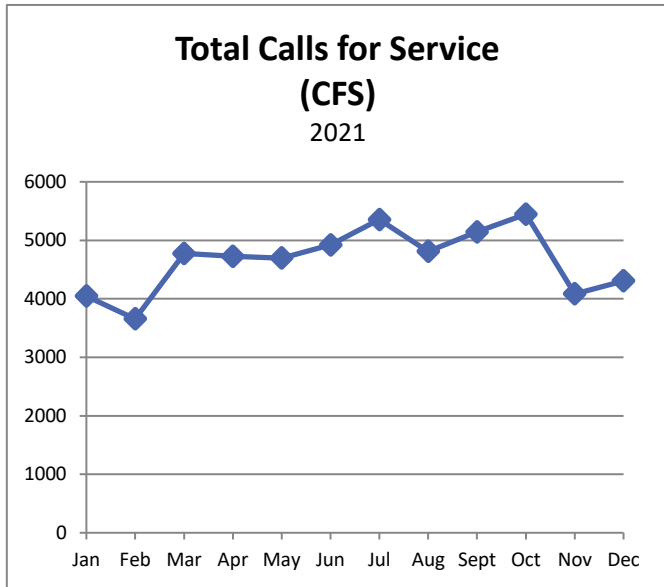


La Crosse Police Department

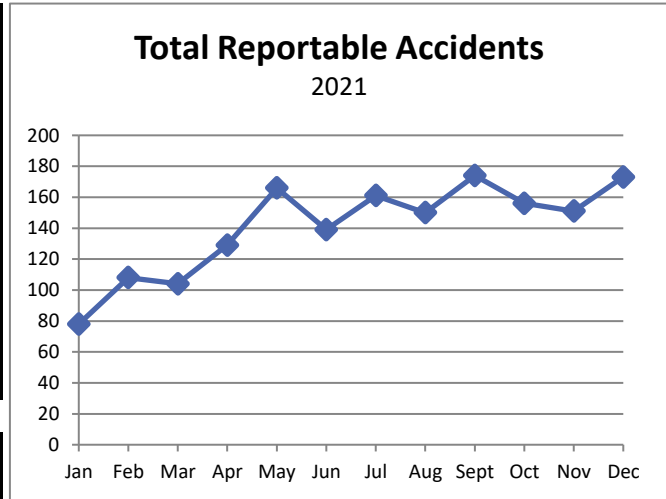
Statistical Analysis - Year End 2021



Calls for Service (CFS)	Yearly Total		COPS	Yearly Total	
	2021 YE	2020 YE		2021 YE	2020 YE
TOTAL	55964	55764	TOTAL	2599	2055
PERCENT CHANGE	0.4%		PERCENT CHANGE	26.5%	



Citation Type	2021 YE	2020 YE
Ordinance Citations	2747	2817
Traffic Citations	4144	3901
Other Citations	18	18
Municipal Citations	6909	6736
Percent Change	2.6%	
Warnings	3957	5053
Percent Change	-22%	
Parking Citations	30803	38400
Percent Change	-19.8%	



Reportable Accidents	2021 YE	2020 YE
TOTALS	1689	1224
Percent Change	38%	

Leaders in providing a safe and vibrant community.



La Crosse Police Department

Statistical Analysis - Year End 2021



Offense Type	UCR Reportable Offenses		Arrests/Ordinance Charges			
	2021 YE	2020 YE	2021 YE		2020 YE	
			ADULT	JUVENILE	ADULT	JUVENILE
Homicide Offenses	2	2	2	0	3	0
Sex Offenses, Forcible	96	57	39	11	31	0
Sex Offenses, Non-Forcible	4	3	3	1	1	0
Assault Offenses	722	690	538	56	556	57
Weapon Law Violations	63	56	57	1	60	5
Robbery	13	28	4	1	19	1
Burglary/Breaking and Entering	191	173	28	1	22	0
Larceny/Theft Offenses	1934	2001	716	23	764	48
Motor Vehicle Theft	97	112	28	5	36	4
Stolen Property (Receiving, etc.)	65	73	60	0	70	3
Fraud/Forgery	378	256	104	0	115	6
Disorderly Conduct	1316	1387	1217	90	1244	165
Property Destruction/Damage/Vandalism	365	339	244	34	254	48
Trespass of Real Property	533	499	591	2	482	14
Arson	15	3	8	0	0	1
Drug/Narcotic Offenses	909	962	955	15	1047	42
Drive Under the Influence	314	296	315	2	296	1
Liquor Law Violations	378	241	454	10	275	16
Prostitution Offenses	1	4	2	0	5	0
Pornography/Obscene Material	25	6	18	1	5	0
Family Offenses, Nonviolent	31	18	28	0	14	0
Kidnapping/Abduction	38	39	33	1	36	0
Curfew/Loitering Violations	7	17	2	6	10	16
All Other Offenses	2256	2478	2302	36	2421	127
TOTALS			7748	296	7766	554
GRAND TOTALS	2021 YE	2020 YE	2021 YE		2020 YE	
	9753	9740	8044		8320	
Percent Change	0.1%		-3.3%			
GRAND TOTALS	Persons Arrested/Cited					
			2021 YE		2020 YE	
			ADULT	JUVENILE	ADULT	JUVENILE
			4380	213	4590	393
			4593		4983	
Percent Change	-7.8%					

Leaders in providing a safe and vibrant community.