

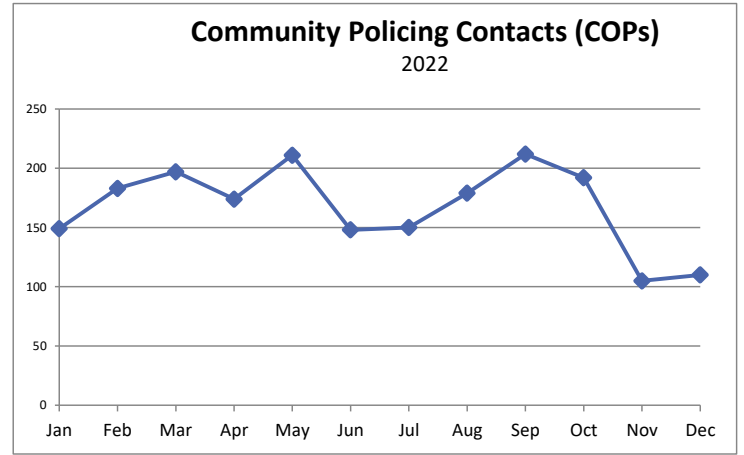
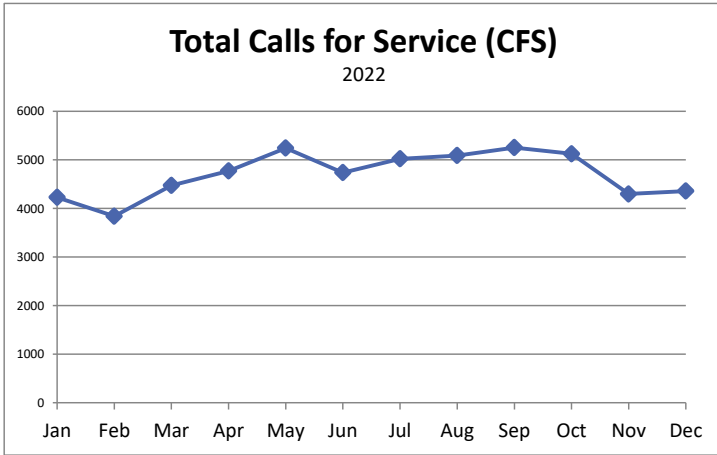


La Crosse Police Department



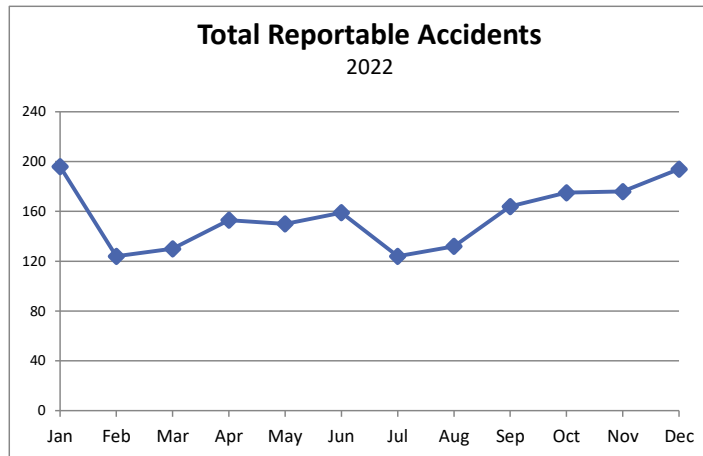
Statistical Analysis - Year End 2022

Yearly Total			Yearly Total		
Calls for Service	2022 YE	2021 YE	COPs	2022 YE	2021 YE
TOTAL	56436	55980	TOTAL	2010	2599
PERCENT CHANGE	0.8%		PERCENT CHANGE	-22.7%	



Citation Type	2022 YE	2021 YE
Ordinance Citations	2293	2754
Traffic Citations	4580	4132
Other Citations	9	18
Municipal Citations	6882	6904
Percent Change	-0.3%	
Warnings	6424	3854
Percent Change	67%	
Parking Citations	36773	30803
Percent Change	19%	

Reportable Accidents	2022 YE	2021 YE
TOTALS	1877	1689
Percent Change	11%	



Leaders in providing a safe and vibrant community.



La Crosse Police Department



Statistical Analysis - Year End 2022

Offense Type	UCR Reportable Offenses		Arrests/Ordinance Charges			
	2022 YTD	2021 YTD	2022 YTD		2021 YTD	
			ADULT	JUVENILE	ADULT	JUVENILE
Homicide Offenses	3	1	1	0	2	0
Sex Offenses, Forcible	66	94	25	1	39	11
Sex Offenses, Non-Forcible	8	4	1	4	3	1
Assault Offenses	695	722	480	66	538	56
Weapon Law Violations	96	62	82	9	57	1
Robbery	18	12	8	5	4	1
Burglary/Breaking and Entering	125	189	29	5	28	1
Larceny/Theft Offenses	1490	1864	537	24	718	23
Motor Vehicle Theft	93	96	22	4	28	5
Stolen Property (Receiving, etc.)	46	63	45	0	60	0
Fraud/Forgery	266	372	92	3	104	0
Disorderly Conduct	1252	1384	1034	126	1216	90
Property Destruction/Damage/Vandalism	561	480	193	45	244	34
Trespass of Real Property	380	582	332	9	591	2
Arson	5	15	2	0	8	0
Drug/Narcotic Offenses	950	924	962	30	956	15
Drive Under the Influence	252	423	250	3	420	3
Liquor Law Violations	0	378	514	8	454	10
Prostitution Offenses	0	2	0	0	2	0
Pornography/Obscene Material	21	25	10	4	18	1
Family Offenses, Nonviolent	384	35	14	0	28	0
Kidnapping/Abduction	35	40	28	3	33	1
Curfew/Loitering Violations	11	7	7	13	2	6
All Other Offenses	2855	2442	2608	59	2302	36
TOTALS			7276	421	7855	297
GRAND TOTALS	2022 YTD	2021 YTD	2022 YTD		2021 YTD	
	9612	10216	7697		8152	
Percent Change	-5.9%		-5.6%			
	Persons Arrested/Cited					
			2022 YTD		2021 YTD	
			ADULT	JUVENILE	ADULT	JUVENILE
			4245	257	4570	185
GRAND TOTALS			4502		4755	
Percent Change	-5.3%					

Leaders in providing a safe and vibrant community.