



# La Crosse Police Department

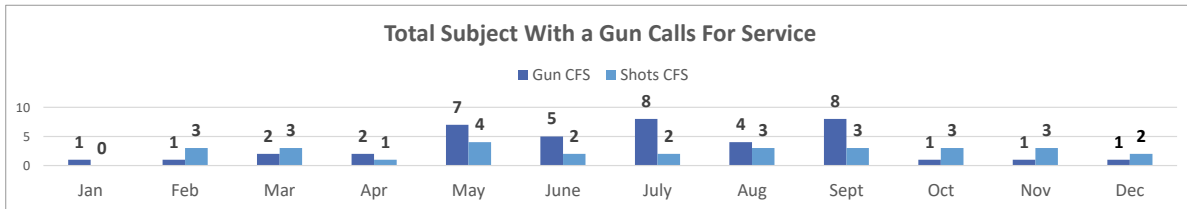
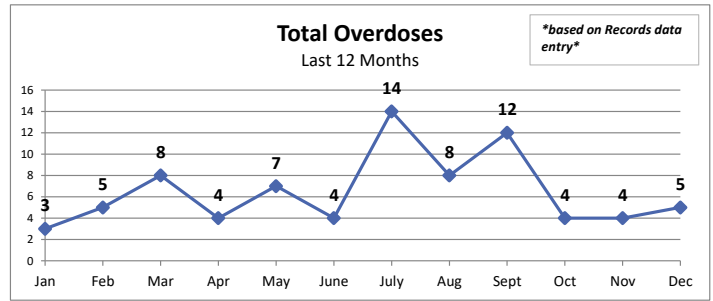
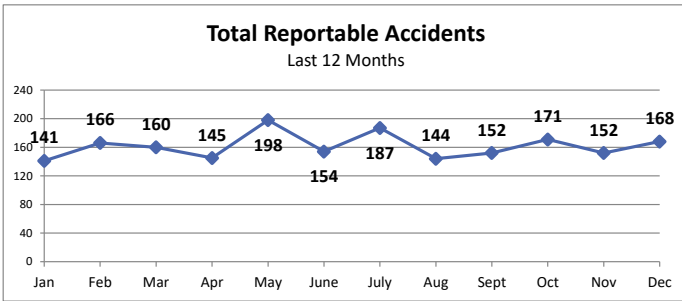
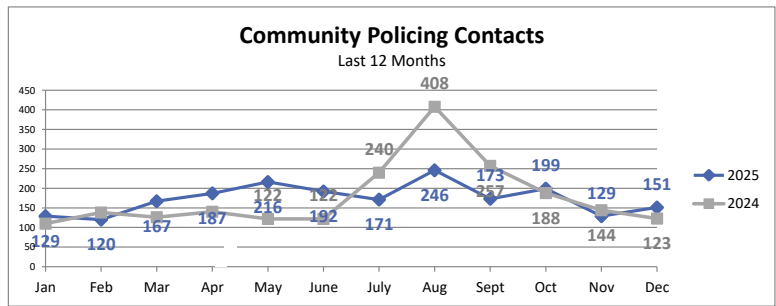
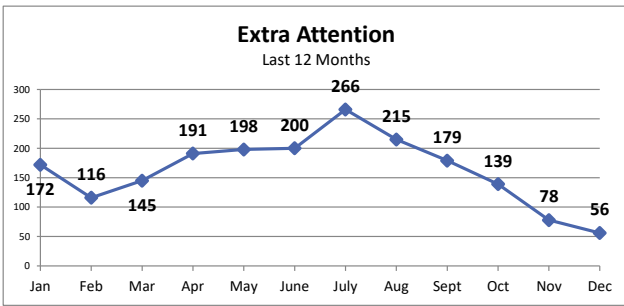
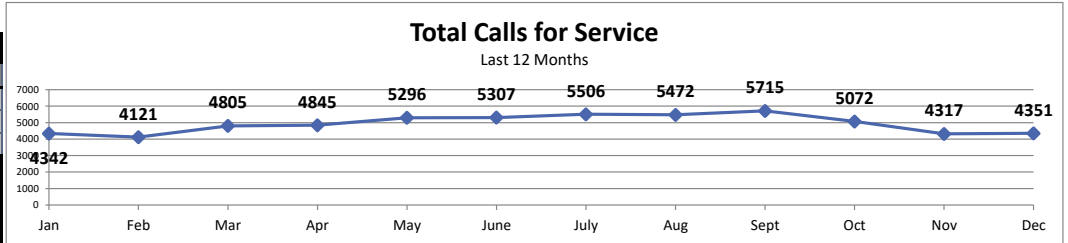


## Admin Statistical Analysis - Year 2025 Calls For Service

*\*call types may be subject to change after report is run\**

Calls for Service	Year		COPs	Year		Extra Attention	Year		Crashes	Year	
	2025	2024		2025	2024		2025	2024		2025	2024
TOTAL	59149	59832	TOTAL	2080	2118	TOTAL	1955	2257	TOTAL	1938	1869
PERCENT CHANGE	-1.1%		PERCENT CHANGE	-1.8%		PERCENT CHANGE	-13.4%		PERCENT CHANGE	3.7%	
			Number of Responders	2667	2809						

Citation Type	Year	
	2025	2024
Ordinance Citations	3172	3019
Traffic Citations	4983	5211
Non-Traffic Citations	24	16
Total Citations	8179	8246
Percent Change	-0.8%	
Warnings	7479	8530
Percent Change	-12%	



Leaders in providing a safe and vibrant community.

Report Ran Date: 01/27/2026



# La Crosse Police Department



## Statistical Analysis - Year - 2025

\*number of offenses may be subject to change after report is run\*

Offense Type	UCR Reportable Offenses		Arrests/Ordinance Charges			
	2025 YTD	2024 YTD	2025 YTD		2024 YTD	
			ADULT	JUVENILE	ADULT	JUVENILE
Homicide Offenses	3	1	3	0	3	0
Sex Offenses, Forcible	48	64	28	1	26	3
Sex Offenses, Non-Forcible	0	1	0	0	0	0
Assault Offenses	749	704	552	70	523	35
Weapon Law Violations	60	88	49	1	71	7
Robbery	20	13	10	7	6	3
Burglary/Breaking and Entering	152	143	28	5	21	0
Larceny/Theft Offenses	1564	1703	504	34	699	52
Motor Vehicle Theft	76	85	24	10	27	3
Stolen Property (Receiving, etc.)	56	58	56	0	54	2
Fraud/Forgery	257	270	95	6	110	3
Disorderly Conduct	1412	1366	1232	118	1155	78
Property Destruction/Damage/Vandalism	484	488	191	43	178	48
Trespass of Real Property	718	513	818	14	547	24
Arson	8	3	5	0	1	0
Drug/Narcotic Offenses	872	873	873	14	909	9
Drive Under the Influence	282	227	296	0	304	1
Liquor Law Violations	442	472	576	20	576	18
Prostitution Offenses	3	3	2	0	2	0
Pornography/Obscene Material	18	33	9	4	24	1
Family Offenses, Nonviolent	14	14	9	0	11	0
Kidnapping/Abduction	44	37	36	0	25	0
Curfew/Loitering Violations	30	21	22	21	10	21
All Other Offenses	3143	3138	2871	98	3044	36
<b>TOTALS</b>			<b>8289</b>	<b>466</b>	<b>8326</b>	<b>344</b>
<b>GRAND TOTALS</b>	<b>2025</b>	<b>2024</b>	<b>2025</b>		<b>2024</b>	
	<b>10455</b>	<b>10318</b>	<b>8755</b>		<b>8670</b>	
<b>Percent Change</b>	<b>1.3%</b>		<b>1.0%</b>			
<b>Persons Arrested/Cited</b>						
<b>2025</b>						
<b>2024</b>						
<b>ADULT</b>						
<b>JUVENILE</b>						
<b>5016</b>						
<b>314</b>						
<b>4999</b>						
<b>230</b>						
<b>GRAND TOTALS</b>			<b>5330</b>		<b>5229</b>	
<b>Percent Change</b>			<b>1.9%</b>			

Total OWI Violation Descriptions	
2025	
Row Labels	Count of Case Number
346.63(1)(A) OPERATING WHILE UNDER INFLUENCE (7TH, 8TH OR 9TH)	1
346.63(1)(A) OPERATING WHILE UNDER THE INFLUENCE	163
346.63(1)(A) OPERATING WHILE UNDER THE INFLUENCE(2ND)	41
346.63(1)(A) OPERATING WHILE UNDER THE INFLUENCE(3RD)	24
346.63(1)(A) OWI (1ST W/PASSENGER < 16 YRS OLD)	4
346.63(1)(A) OWI (2ND W/PASS < 16 YRS OLD)	1
346.63(1)(A) OWI (4TH W/PASS < 16 YRS OLD)	1
346.63(1)(A) OWI (4TH)	13
346.63(1)(A) OWI (5TH OR 6TH)	6
346.63(1)(A) OWI (7TH, 8TH OR 9TH)	2
346.63(1)(AM) OPERATE WITH CONTROL SUBSTANCE (1ST)	7
346.63(1)(AM) OPERATE WITH CONTROL SUBSTANCE (3RD)	1
346.63(1)(AM) OPERATE WITH CONTROL SUBSTANCE (4TH)	1
346.63(1)(AM) OPERATE WITH RESTRICTED CONTROLLED SUBSTANCE (4TH)	1
346.63(1)(AM) OPERATE WITH RESTRICTED CONTROLLED SUBSTANCE (5TH OR 6TH)	1
346.63(1)(B) OPERATING W/PAC (5TH OR 6TH)	2
346.63(2)(A)1 CAUSE INJURY/OPERATE WHILE UNDER INFLUENCE 1ST	5
346.63(2)(A)1 OWI CAUSE INJURY (2+)	2
346.63(2M) VIOLATE ABSOLUTE SOBRIETY LAW	6
<b>Grand Total</b>	<b>282</b>

