

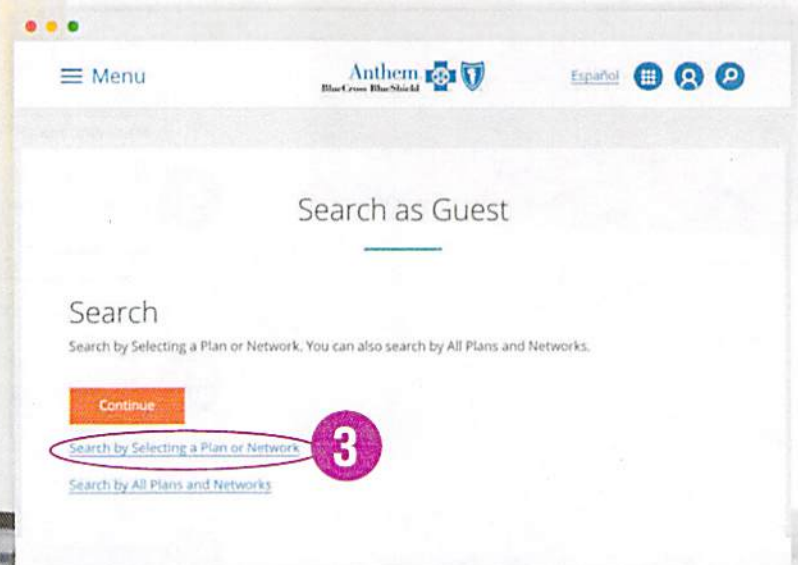
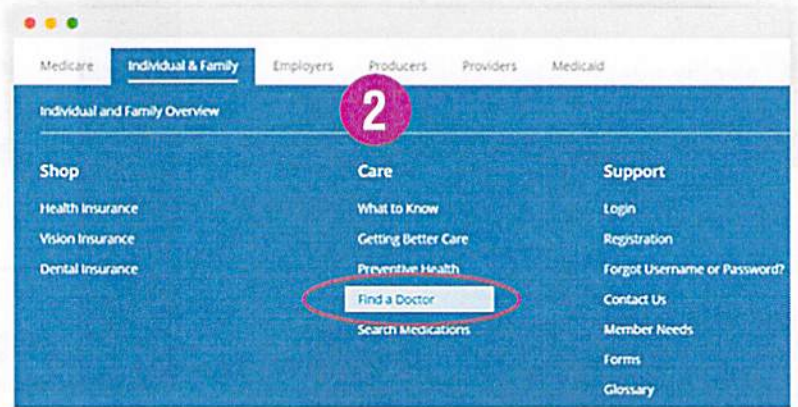
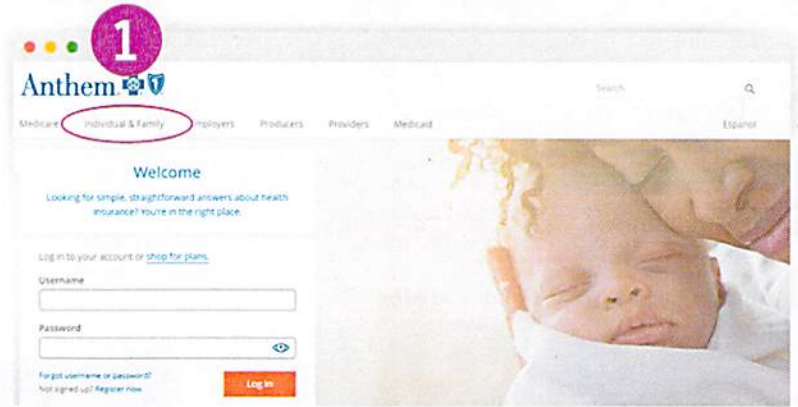
# Is your doctor in the Blue Access (PPO) network?

\*If you live in Wisconsin and are searching for a provider outside of Wisconsin or if you live outside of Wisconsin.

Find out online – it's fast and easy.


Welcome to the Blue Access (PPO) network! One of the first questions you may have is if your doctor is in the network. In just minutes, you can find out using our Find a Doctor online tool. You can even look for hospitals, labs and other health care providers in the network. Here's how:

- 1 Go to **anthem.com** and choose **Individual & Family**.
- 2 Under **Care** in the middle of the page, select **Find a Doctor**.
- 3 Choose **Search by** selecting a **Plan or Network**.



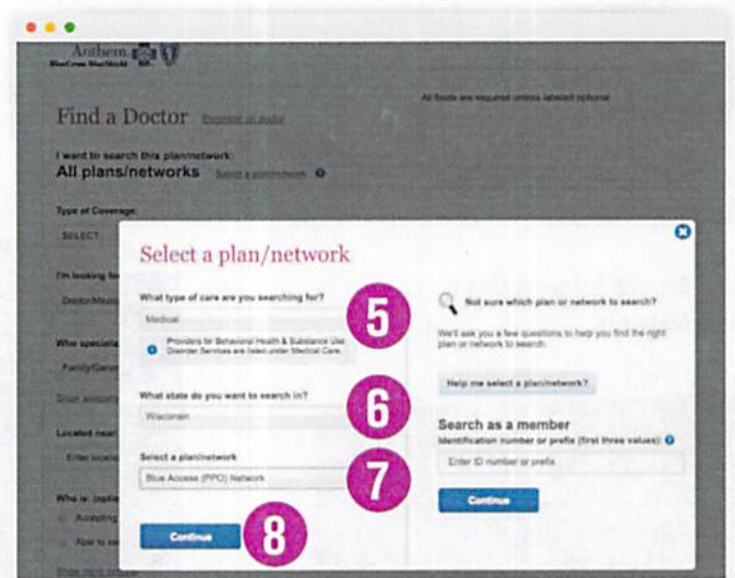
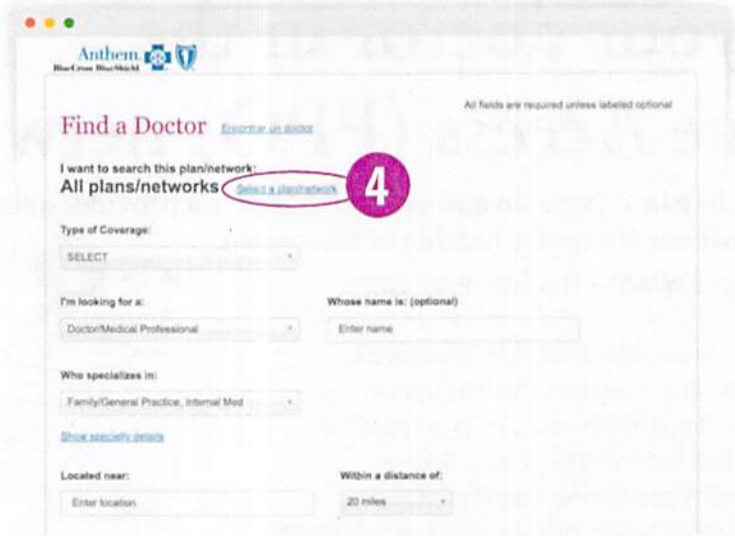
## What if your doctor isn't in the plan?

Give us a call at the phone number on the back of your ID Card. We'll help you get care that's covered and saves you money.



Just a bit more to go. Read on to complete the steps.

- 4 Choose **Select a plan/network**.
- 5 Select "Medical" as the type of care you are searching for.
- 6 Choose "Wisconsin" as the state you are searching in.
- 7 Select "Blue Access (PPO) Network" as the plan/network.
- 8 Click **Continue**.
- 9 Choose the type of provider you are looking for.
- 10 To narrow down your results even more, add the name of the provider.
- 11 Provide the city, state or ZIP code.
- 12 Enter the search distance.
- 13 You're almost there! Choose **Search** to see your results.



## Find a doctor anytime, anywhere with the Anthem Anywhere app.

It's quick, convenient and free! Download it from the App Store® or Google Play™.

